



BRITISHROWING

Analysis of Incidents Reported in 2021

Andrea & Stephen Worley

January 2022

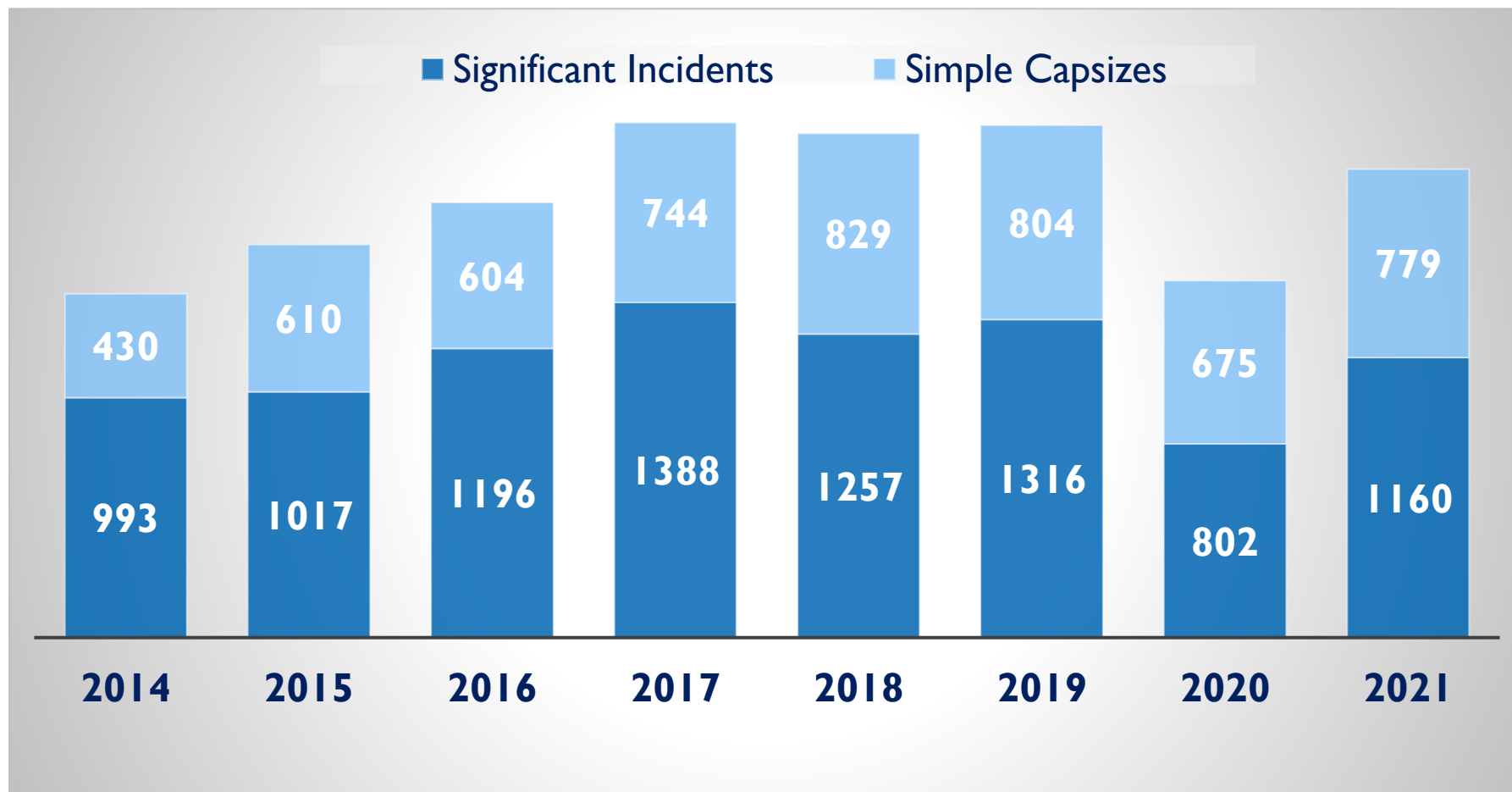
TEAMWORK | OPEN TO ALL | COMMITMENT



All Incidents

TEAMWORK | OPEN TO ALL | COMMITMENT

All Incidents



**Significant incidents = all except simple capsizes
(most result in collisions or near collisions)**

Reported Incidents in 2021

The number of Reported Incidents in 2021 has risen close to pre-covid levels even though we were operating under some restrictions in the first part of the year.

During the summer months, as in 2020, many people took their holidays in the UK and waterways were busy with other water users, many of whom were new to watersports. This resulted a high number of collisions and near misses.

As rowing has returned to more of a pre-pandemic pattern the causes of incidents are similar to those in 2014 to 2019.

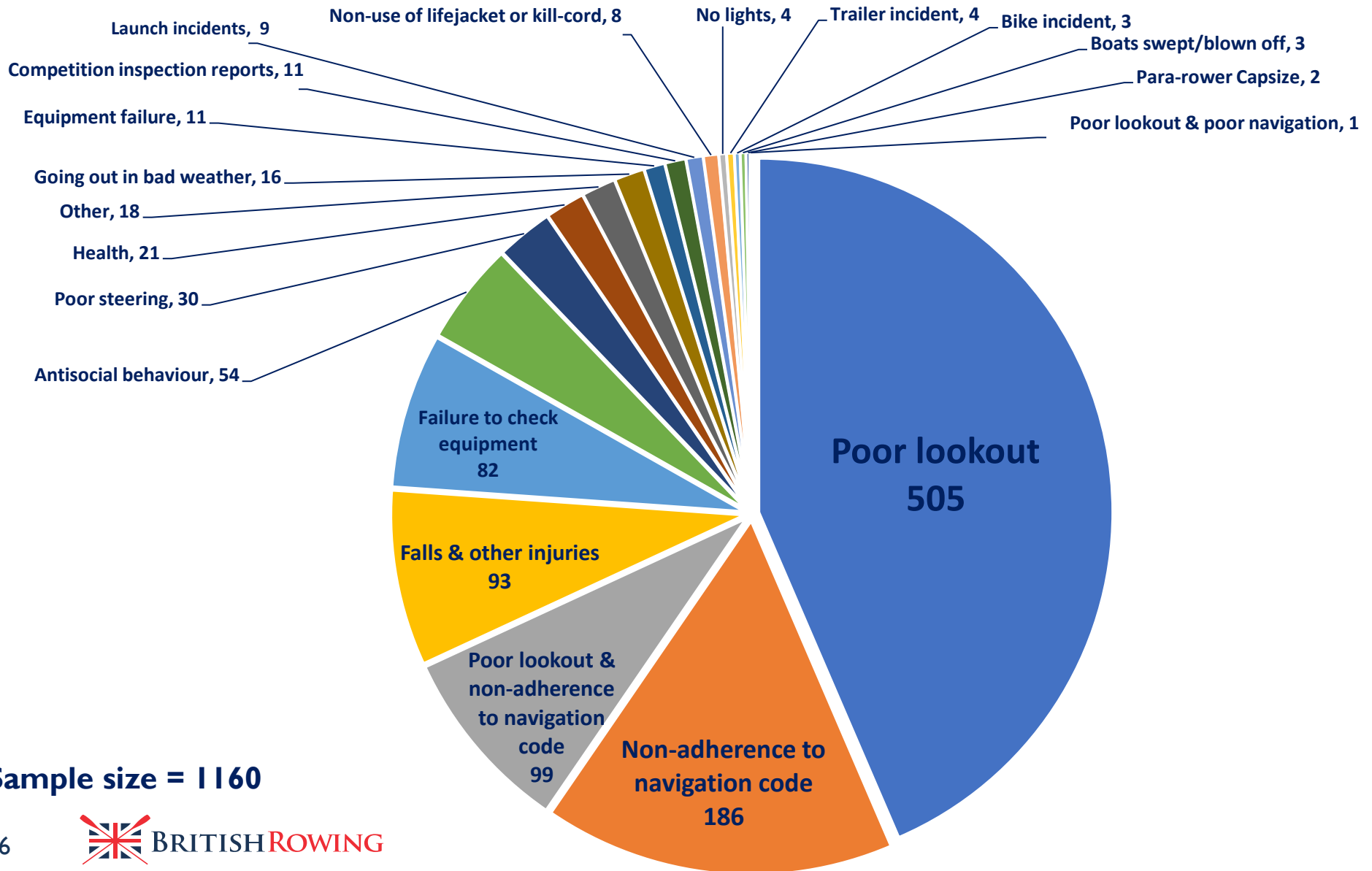


All Significant Incidents

TEAMWORK | OPEN TO ALL | COMMITMENT

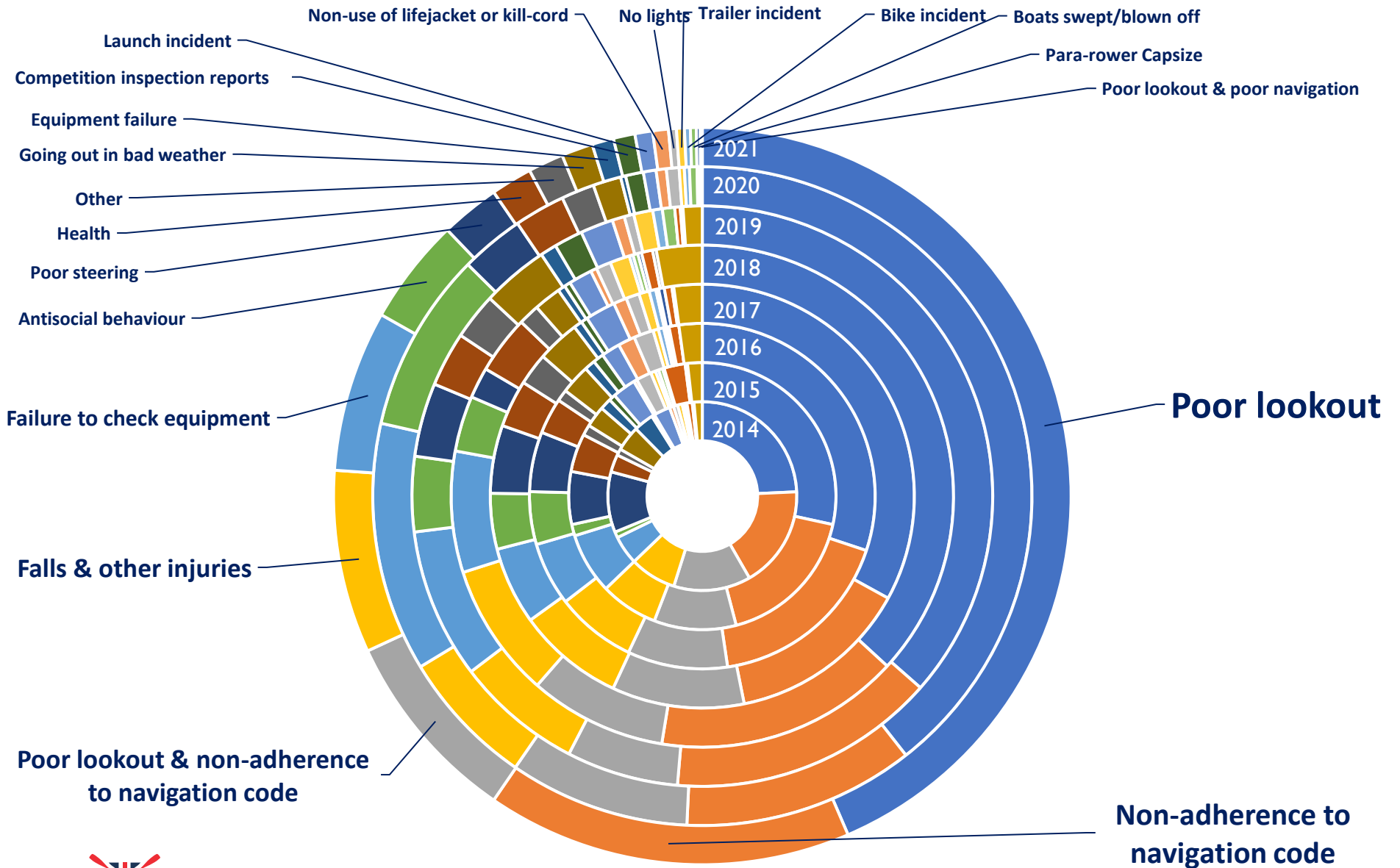
Analysis of Significant Rowing Incidents by Cause - 2021

Significant accidents = all except simple capsizes (most result in collisions or near collisions)



Sample size = 1160

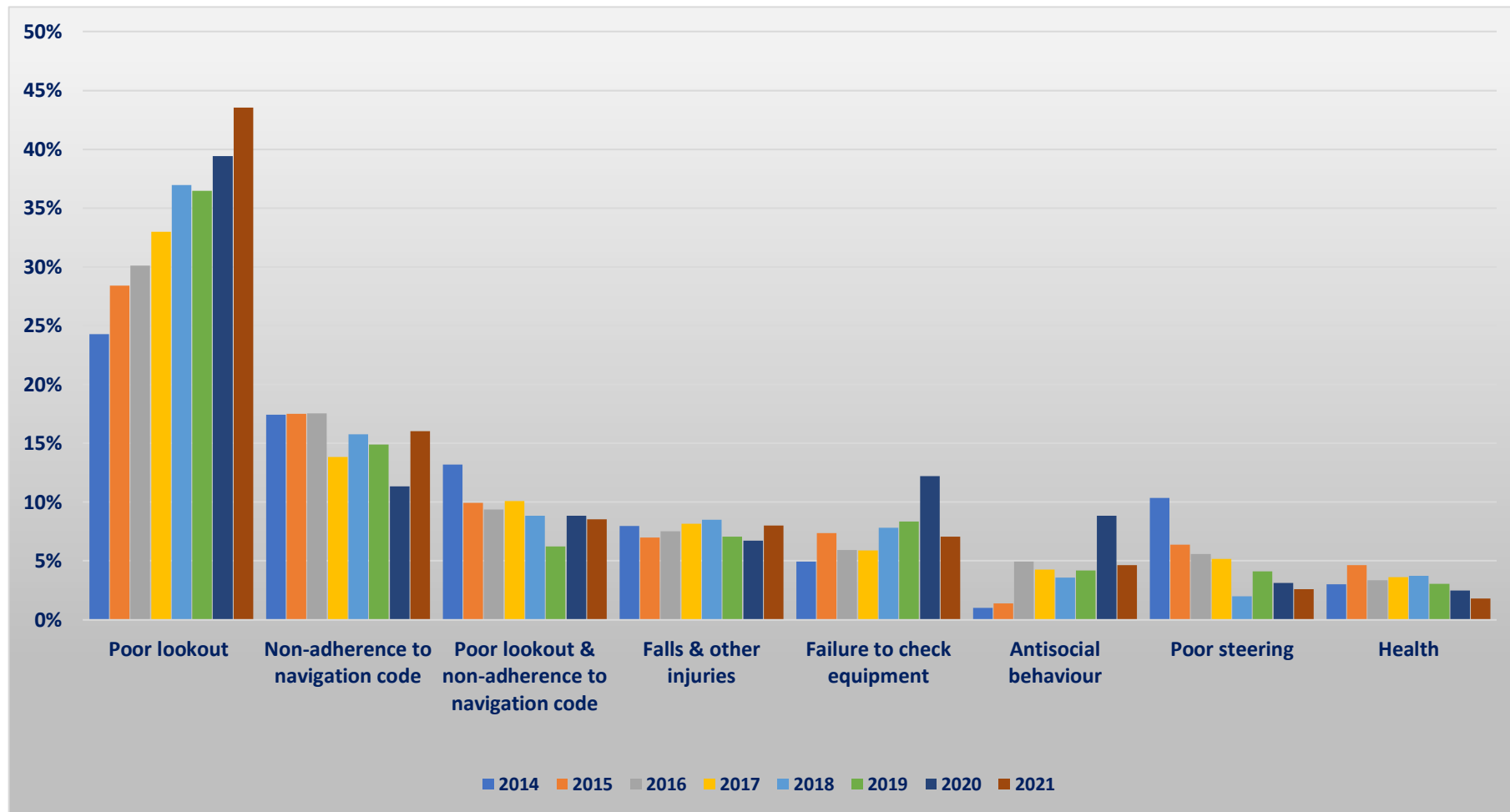
Comparison with previous years



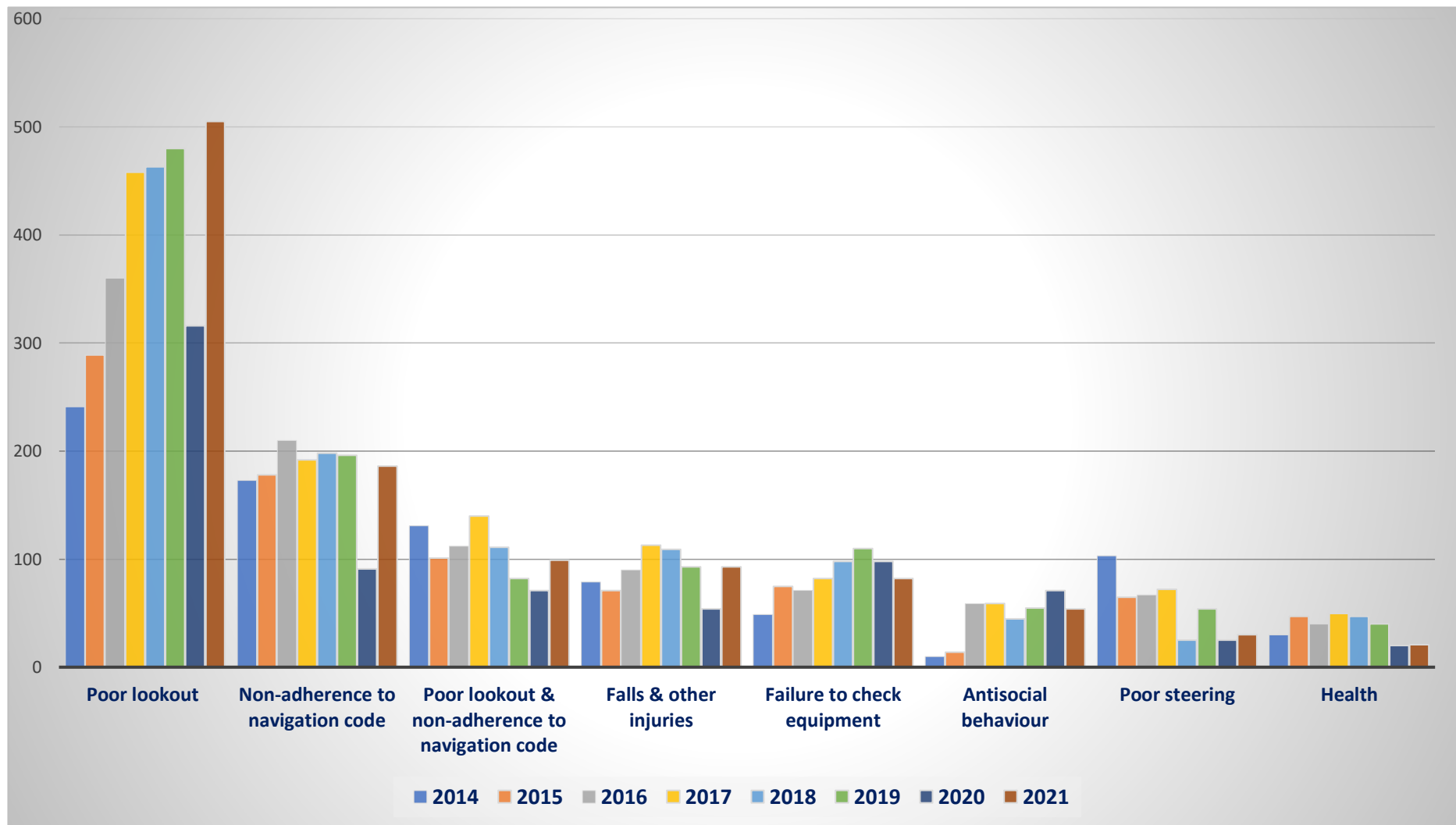
Trends in common causes of Significant Incidents

Causes of Incidents – Percentage by Year	2014	2015	2016	2017	2018	2019	2020	2021
Poor lookout	24%	28%	30%	33%	37%	36%	39%	44%
Non-adherence to navigation code	17%	18%	18%	14%	16%	15%	11%	16%
Poor lookout & non-adherence to nav. code	13%	10%	9%	10%	9%	6%	9%	9%
Falls & other injuries	8%	7%	8%	8%	9%	7%	7%	8%
Failure to check equipment	5%	7%	6%	6%	8%	8%	12%	7%
Antisocial behaviour	1%	1%	5%	4%	4%	4%	9%	5%
Poor steering	10%	6%	6%	5%	2%	4%	3%	3%
Health	3%	5%	3%	4%	4%	3%	2%	2%

Trends in common causes of Significant Incidents - Percentage of Total Significant Incidents



Trends in common causes of Significant Incidents - Number of Incidents



Causes of Reported Incidents in 2021

In 2021, the number of incidents caused by Poor lookout on the water was the highest ever, 505. This accounted for 44% of Significant Incidents.

Failure to keep a good lookout on the water was a major factor in 53% of incidents.

Other water users (motor boats, narrow boats, kayaks and paddleboards) were involved in a large proportion of these but were not always at fault.

It was clear from the descriptions in the reports that many of the other water users were inexperienced and many believed that boats drive on the left just like cars do.

Failure to keep a good lookout on land contributed to a large number of Falls and other injuries.

There was also a high level of incidents caused by Non-adherence with the navigation code.

Significant Incidents by Cause	2014	2015	2016	2017	2018	2019	2020	2021
Poor lookout	241	289	360	458	463	480	316	505
Non-adherence to navigation code	173	178	210	192	198	196	91	186
Poor lookout & non-adherence to nav. code	131	101	112	140	111	82	71	99
Falls & other injuries	79	71	90	113	109	93	54	93
Failure to check equipment	49	75	71	82	98	110	98	82
Antisocial behaviour	10	14	59	59	45	55	71	54
Poor steering	103	65	67	72	25	54	25	30
Health	30	47	40	50	47	40	20	21
Other	11	13	13	34	17	34	13	18
Going out in bad weather	43	26	33	45	22	49	11	16
Equipment failure	34	14	12	9	6	12	2	11
Competition inspection reports	5	8	12	7	5	21	7	11
Launch incident	28	29	21	32	19	24	5	9
Non-use of lifejacket or kill-cord	7	4	19	14	5	9	4	8
No lights	7	19	22	14	12	7	5	4
Trailer incident	8	6	6	11	16	14	2	4
Bike incident	1	4	6	7	3	7	2	3
Boats swept/blown off	4	5	3	3	4	9	3	3
Para-rower Capsize	3	2	3	6	3	0	0	2
Poor lookout & poor navigation	9	26	11	8	9	4	1	1
Clothing	3	3	0	2	3	2	1	0
Non-adherence to nav. code & poor supervision	14	18	26	30	37	14	0	0
Total Significant Incidents	993	1017	1196	1388	1257	1316	802	1160

Significant Incidents by Cause	2014	2015	2016	2017	2018	2019	2020	2021
Poor lookout	241	289	360	458	463	480	316	505
Non-adherence to navigation code	173	178	210	192	198	196	91	186
Poor lookout & non-adherence to nav. code	131	101	112	140	111	82	71	99
Falls & other injuries	79	71	90	113	109	93	54	93
Failure to check equipment	49	75	71	82	98	110	98	82
Antisocial behaviour	59	45	55	71	54	55	71	54
Poor steering	72	25	54	25	30	25	25	30
Health	50	47	40	20	21	40	20	21
Other	34	17	34	13	18	34	13	18
Going out in bad weather	43	26	33	45	22	49	11	16
Equipment failure	34	14	12	9	6	12	2	11
Competition inspection reports	5	8	12	7	5	21	7	11
Launch incident	28	29	21	32	19	24	5	9
Non-use of lifejacket or kill-cord	14	5	9	4	8	5	9	4
No lights	14	12	7	5	4	12	7	5
Trailer incident	11	16	14	2	4	16	14	2
Bike incident	7	3	7	2	3	3	7	2
Boats swept/blown off	3	4	9	3	3	4	9	3
Para-rower Capsize	6	3	0	0	2	3	0	0
Poor lookout & poor navigation	9	26	11	8	9	4	1	1
Clothing	3	3	0	2	3	2	1	0
Non-adherence to nav. code & poor supervision	14	18	26	30	37	14	0	0
Total Significant Incidents	993	1017	1196	1388	1257	1316	802	1160

Red = Cause is Behaviour related

But some of the others can also be related to Behaviour

Behaviour

In each of the years, more than 92% of significant incidents could have been **avoided by safer behaviour**.

2014	2015	2016	2017	2018	2019	2020	2021
92%	92%	94%	93%	94%	92%	95%	95%

The proportion of significant incidents that could have been **avoided by both**:

- **Keeping a good lookout and**
- **Adhering to the navigation code**

2014	2015	2016	2017	2018	2019	2020	2021
55%	56%	57%	57%	62%	58%	60%	68%

Common Behaviour-related Causes of Incidents

The most common behaviour related incidents continue to be:

- Not keeping a good lookout (on land as well as on water)
- Not adhering to the navigation code
- Failure to check equipment
- Antisocial behaviour

In 2021 these accounted for 88% of incidents, compared with 87% in 2020 and 77% in 2019.

There was a considerable increase in the number of incidents caused by Poor lookout.

Failure to Check Equipment and Antisocial Behaviour have returned to pre-Covid levels.

Reported Near Misses

2014	2015	2016	2017	2018	2019	2020	2021
155 (16%)	174 (17%)	272 (23%)	180 (13%)	186 (15%)	154 (12%)	101 (13%)	184 (16%)

Note: These incidents are included in various categories of reported Significant Incidents

Near misses are incidents that could have, but did not, cause harm or damage. Near Misses include:

- Near Collisions due to
 - Poor lookout
 - Non-adherence to navigation code
 - Poor steering
- Creating excessive wash
- Verbal abuse
- Not wearing a lifejacket or kill-cord
- Boat Inspections at Competitions



Harm resulting from Significant Incidents

TEAMWORK | OPEN TO ALL | COMMITMENT

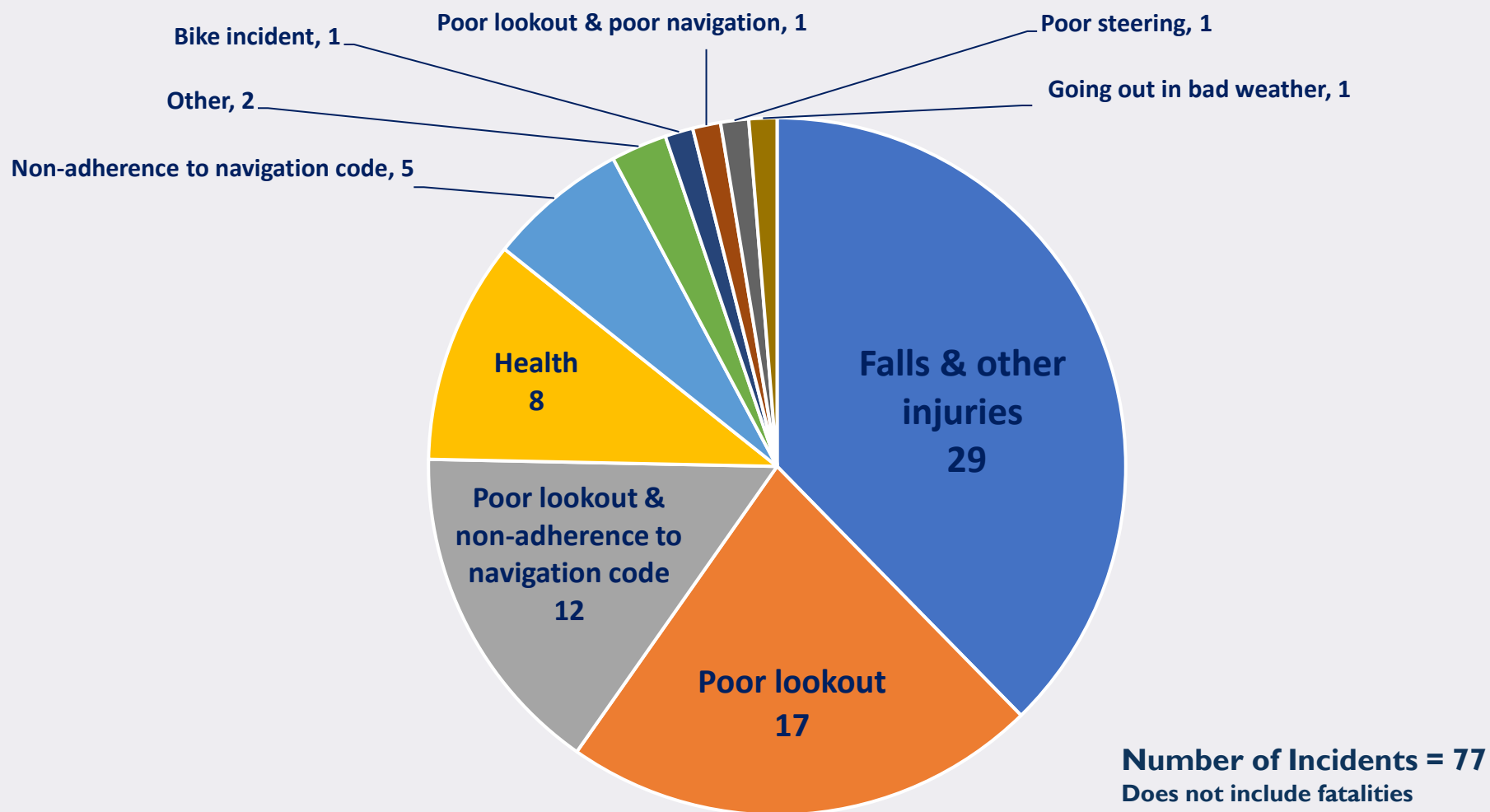
Harm caused to people

Harm to People caused by Significant Incidents	2014	2015	2016	2017	2018	2019	2020	2021
No harm	821	823	989	1131	1010	1112	695	942
Minor injuries such as cuts and bruises	75	82	104	124	85	89	60	139
Significant injuries - few days off rowing	64	60	57	61	101	46	21	41
Serious injuries - week or more off rowing inc. concussion & broken bones	33	51	42	67	59	67	25	36
Fatalities	0	1	4	1	2	2	1	2
Total	993	1017	1196	1384	1257	1316	802	1160

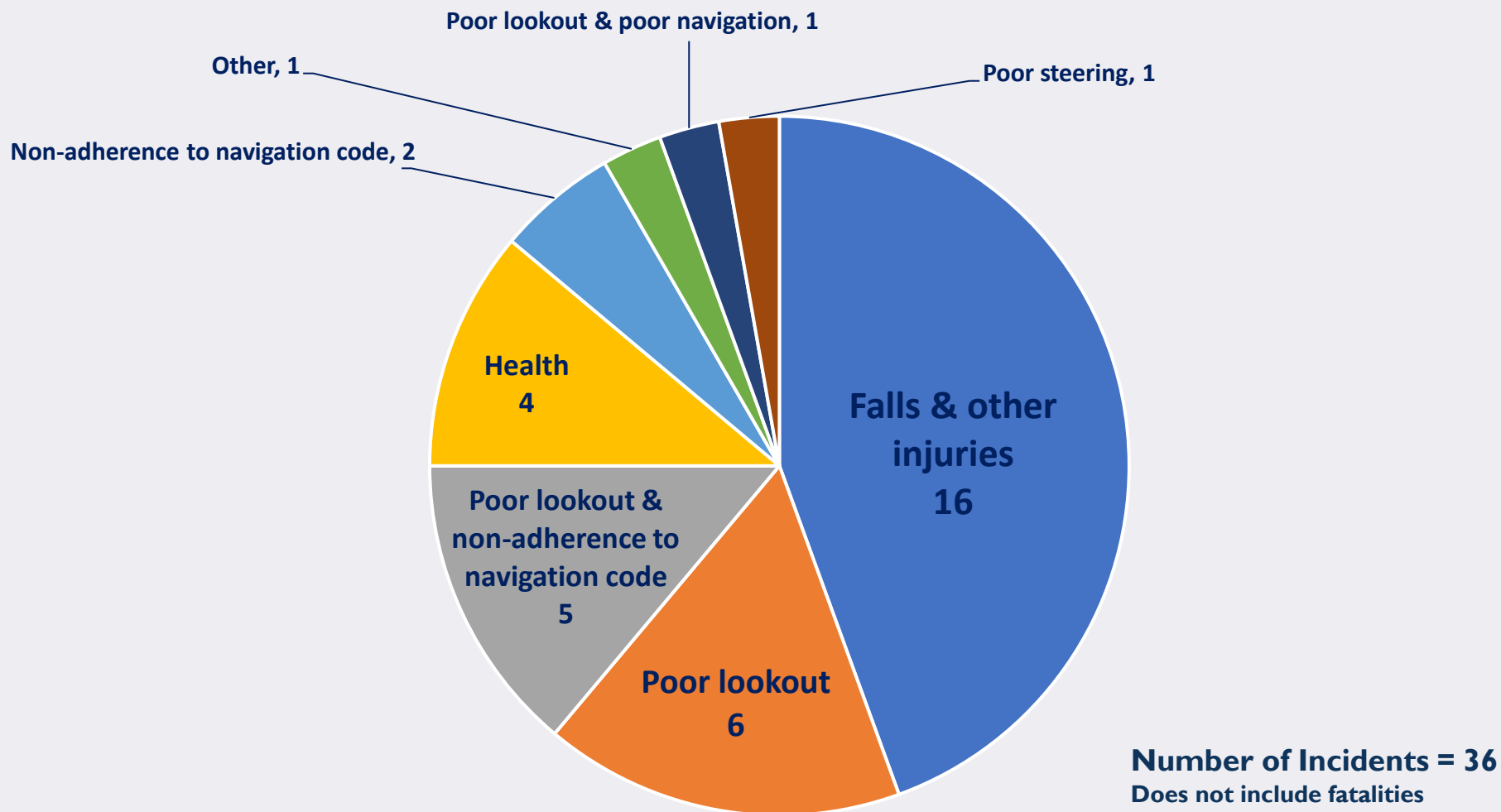
The fatalities in 2016, 2017, 2018, 2019, 2020 and one in 2021 were all tragic health related incidents.

The other fatality reported in 2021 was that of a non-rower whose body was found in the river near a rowing club.

Causes of 2021 Significant Incidents resulting in any time off rowing



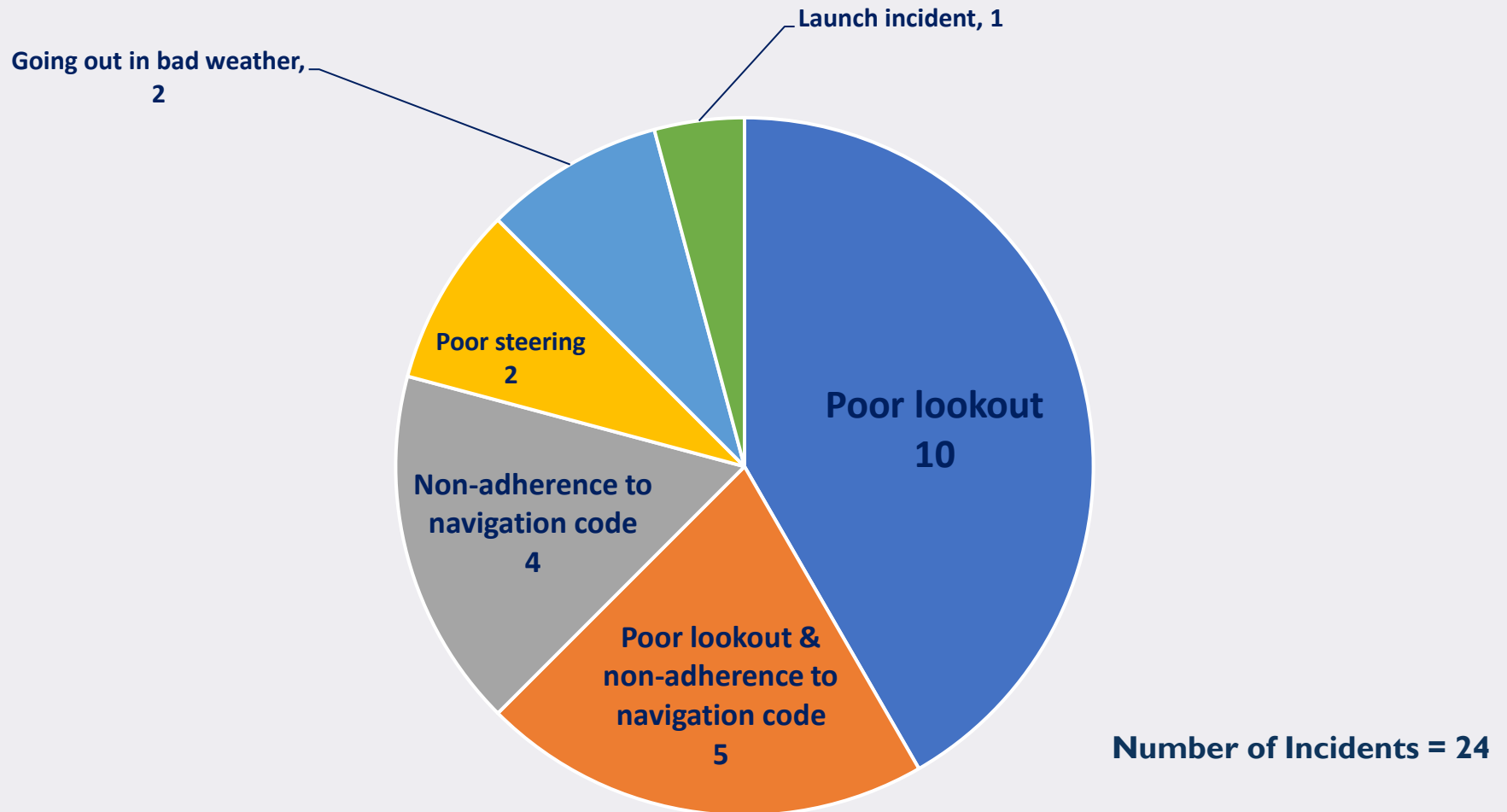
Causes of 2021 Incidents resulting in one week or more off rowing



Damage caused to property

Damage to Property caused by Significant Incidents	2014	2015	2016	2017	2018	2019	2020	2021
No damage	691	754	830	928	870	941	633	827
Repairs less than £100	119	89	86	143	150	92	73	100
Repairs £100 - £1000	114	124	233	277	212	246	77	209
Repairs over £1000	63	42	40	33	21	31	17	21
Loss of boat	6	7	6	3	2	6	2	3
Damage to cars, boathouse etc.	0	1	1	0	2	0	0	0
Total Significant Incidents	993	1017	1196	1384	1257	1316	802	1160
Total Value of damage	£290k	£230k	£270k	£225k	£245k	£230k	£109k	£177k

Causes of 2021 Incidents resulting more than £1000 damage



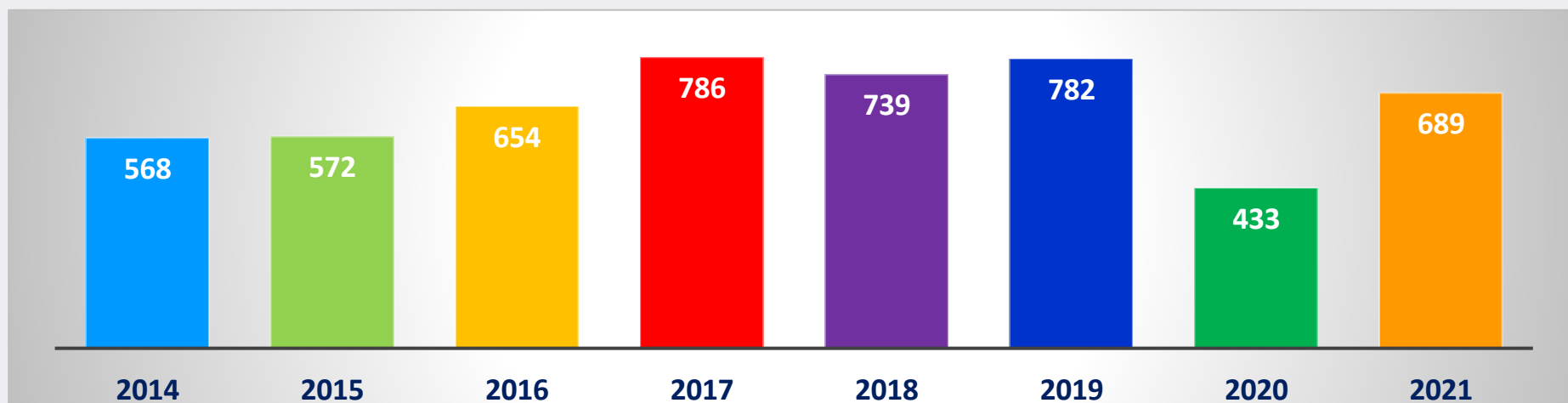


BRITISHROWING

Collisions

TEAMWORK | OPEN TO ALL | COMMITMENT

Collisions



Collisions were with	2021	2020
Other rowing boats	384	197
Powered craft	67	30
Trees/Bushes/Reeds	39	40
Submerged Objects inc. Grounding	36	12
Moored boat	32	13
Unpowered craft	31	14
Buoy	30	26
Bank	20	15

	2021	2020
Bridge/Barrage	13	21
Weeds	11	19
Log/Floating Debris	10	17
Pontoon	7	10
Post	3	4
Swans/Geese/Dog	3	5
Other	2	5
Fishing lines	1	5

Injuries resulting from Collisions - 2021 & 2020

Harm to People caused by Collisions	2021	2020
No harm	582	389
Minor injuries such as cuts and bruises	71	33
Significant injuries - few days off rowing	21	8
Serious injuries - week or more off rowing (includes concussion & broken bones)	15	3
Total	689	433

Damage resulting from Collisions - 2021 & 2020

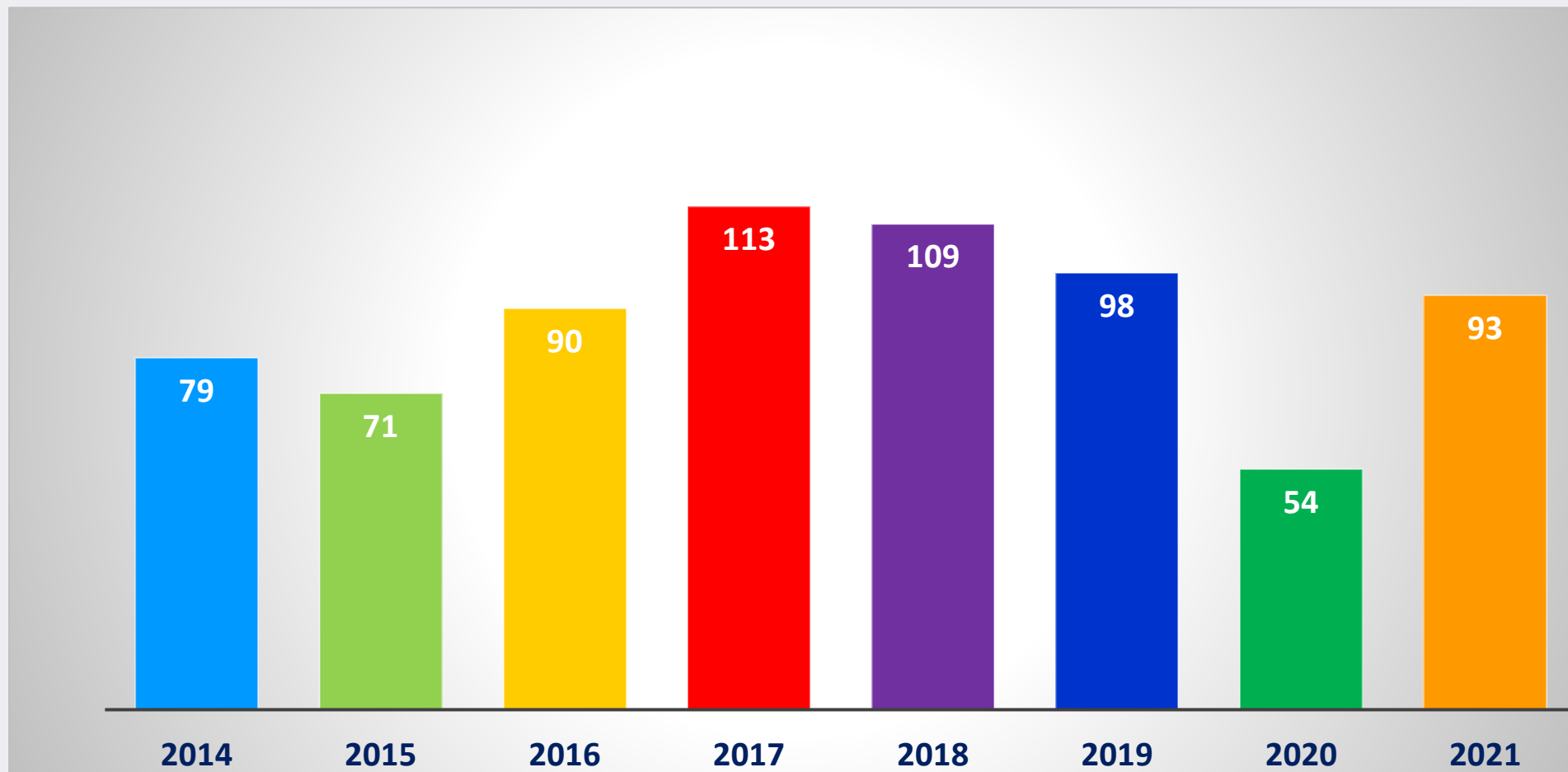
Damage to Boats caused by Collisions	2021		2020	
	Value	Number	Value	Number
No damage	£0	398	£0	291
Repairs costing less than £100	£5,888	88	£4,757	65
Repairs costing £100 to £1000	£79,285	181	£24,195	61
Repairs costing over £1000	£49,100	19	£52,100	14
Loss of boat	£25,000	3	£12,000	2
Total	£159,273	689	£93,052	433



Falls and Other Injuries

TEAMWORK | OPEN TO ALL | COMMITMENT

Trends in Falls and Other Injuries



Falls and Other Injuries

Injury Type	No Harm	Minor Injuries	Significant – few days off rowing	Serious – >1 week off rowing	Total
Cuts & Bruises		34	7	4	45
Broken Bones				6	6
Trauma Skeletal		1	2	3	6
Trauma Muscular		1	3	1	5
Head injuries (inc. Concussion)			1	1	2
Sprains & ligament injuries				1	1
Other		2			2
No injuries	26				26
Total	26	38	13	16	93

Falls and Other Injuries - where the 16 serious injuries occurred

Where they occurred	Number
Handling boats on land	7
Pontoon/Boating area	4
Land training	2
On water	1
Launch handling on land	1
On land	1
Total	16

6 serious incidents resulted in broken bones, 3 of these incidents occurred in or around the boathouse, 1 occurred in the boating area, 1 occurred when land training and 1 on land.

Incidents causing broken bones typically result in many weeks off rowing and work.



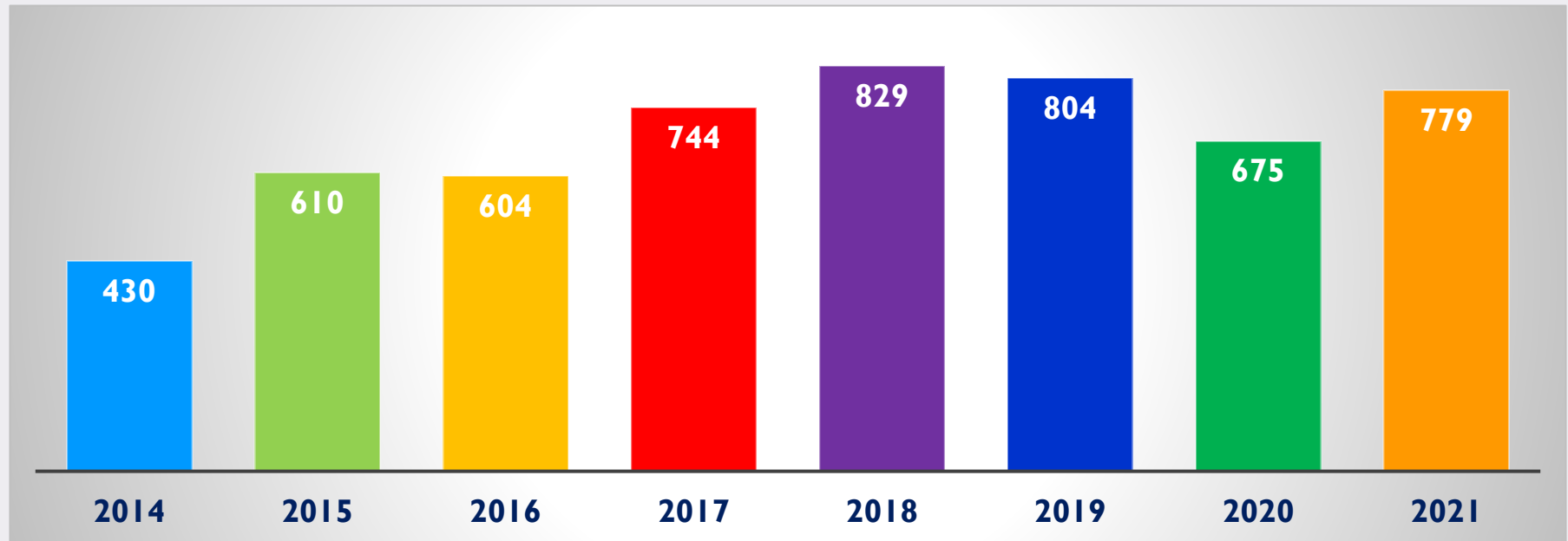
Capsizes

TEAMWORK | OPEN TO ALL | COMMITMENT

Causes of All Capsizes

Cause of Capsize	Number
Simple Capsize (does not include Capsize Drills)	779
Failure to check equipment	72
Technique related resulting in damage or injury	15
Antisocial Behaviour	4
Equipment Failure	2
Para-rower capsized	2
Poor lookout	2
Health	1
Launch incident	1
Non-adherence to navigation code	1
Poor steering	1
Going out in bad weather	1
Total	881

Trends in Simple Capsizes



Simple Capsize is a capsizes due to a simple technique mistake or competence issue.

Simple Capsize does not include Capsizes where there was an external cause (e.g. weed or collision), injury, failure to check equipment, damage to equipment or equipment failure.

Reports should not be made when doing a capsizes drills as the capsizes is expected.

Causes of Simple Capsizes

Causes of Simple Capsizes	Number
Technique or inexperience	470
Performing drills	89
Turning or manoeuvring	72
Going afloat or landing	72
Letting go of blades	40
Hands going past the body	12
Wind and waves	12
Wash	11
Startled by a swan	1
Total	779



Antisocial Behaviour

TEAMWORK | OPEN TO ALL | COMMITMENT

Antisocial Behaviour

It is pleasing to see that the number of incidents caused by antisocial behaviour has returned to levels similar to those between 2014 and 2019 after the steep rise last year. The number of incidents in 2021 was 54 and accounted for 5% of Significant Incidents compared to 71 (9%) in 2020.

Type of Behaviour	Number
Wash/swamping	17
Verbal abuse	10
Items thrown inc. stones, bottles, traffic cones	9
Drinking whilst in charge of a non-rowing boat	4
Moored boats	3
Assault	1
Theft	1
Other	9
Total	54



BRITISHROWING

Summary

TEAMWORK | OPEN TO ALL | COMMITMENT

A note from the HRSA

This year's increase in the number of incidents reported reflects higher levels of rowing activity in 2021 compared with 2020. Clubs are thanked for reporting incidents and those clubs reporting the most incidents are recognised and rewarded. Incident reporting is a “good thing” as it makes a positive contribution to safety that benefits the whole rowing community.

It is very pleasing to see that rowing's no-blame culture is continuing to develop.

One reporter demonstrated her artistry and sense of humour (name changed slightly to maintain anonymity).

*There once was a sculler called Kate
Whose rowing was usually great
She went to the catch,
And fell in with a splash
'Cos she didn't do up her right gate.*

Someone else said:-

I was a numpty and didn't look properly while crossing the river and skimmed a sculler on their proper course, causing us both to stop.

Please continue to report incidents and **please keep a better lookout.**

Thank you,

Stephen

Top 12 Clubs reporting Incidents in 2021

Position	Club	Incidents reported
1	Lea RC	71
2=	Latymer Upper School BS	47
2=	Marlow RC	47
4	Maidenhead RC	40
5=	Putney Town RC	38
5=	Reading RC	38
7	Avon County RC	36
8	Christchurch RC	33
9	Minerva Bath RC	29
10	De Montfort University (Leics) BC	28
11	York University BC	27
12	York City RC	25

Further Analysis

This presentation provides a summary of the data collected in 2021 in the British Rowing Incident Reporting system.

Further analysis can be provided. If you require more detailed analysis on any topic, e.g. more detailed regional analysis, please ask and, if possible, it will be provided.

Please email safety@britishrowing.org

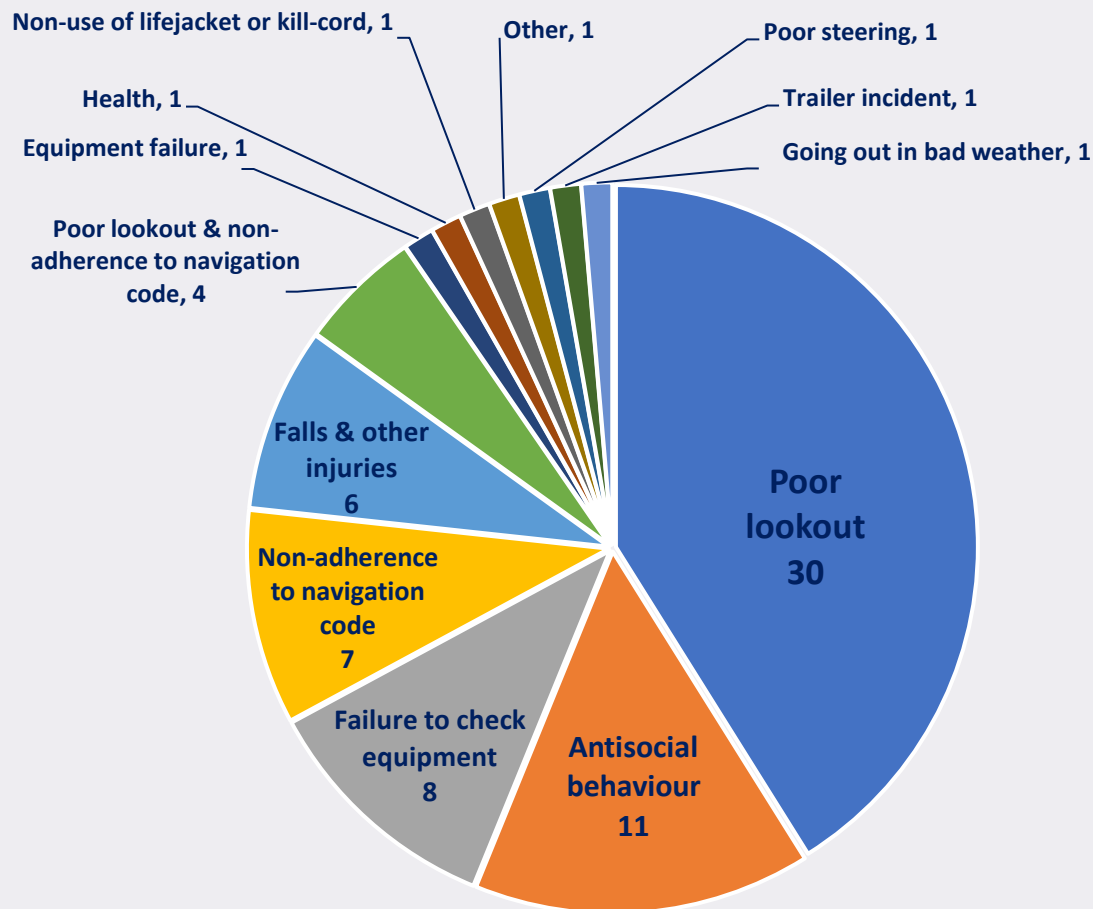


BRITISHROWING

Regional Summaries

TEAMWORK | OPEN TO ALL | COMMITMENT

East Midlands - 2021

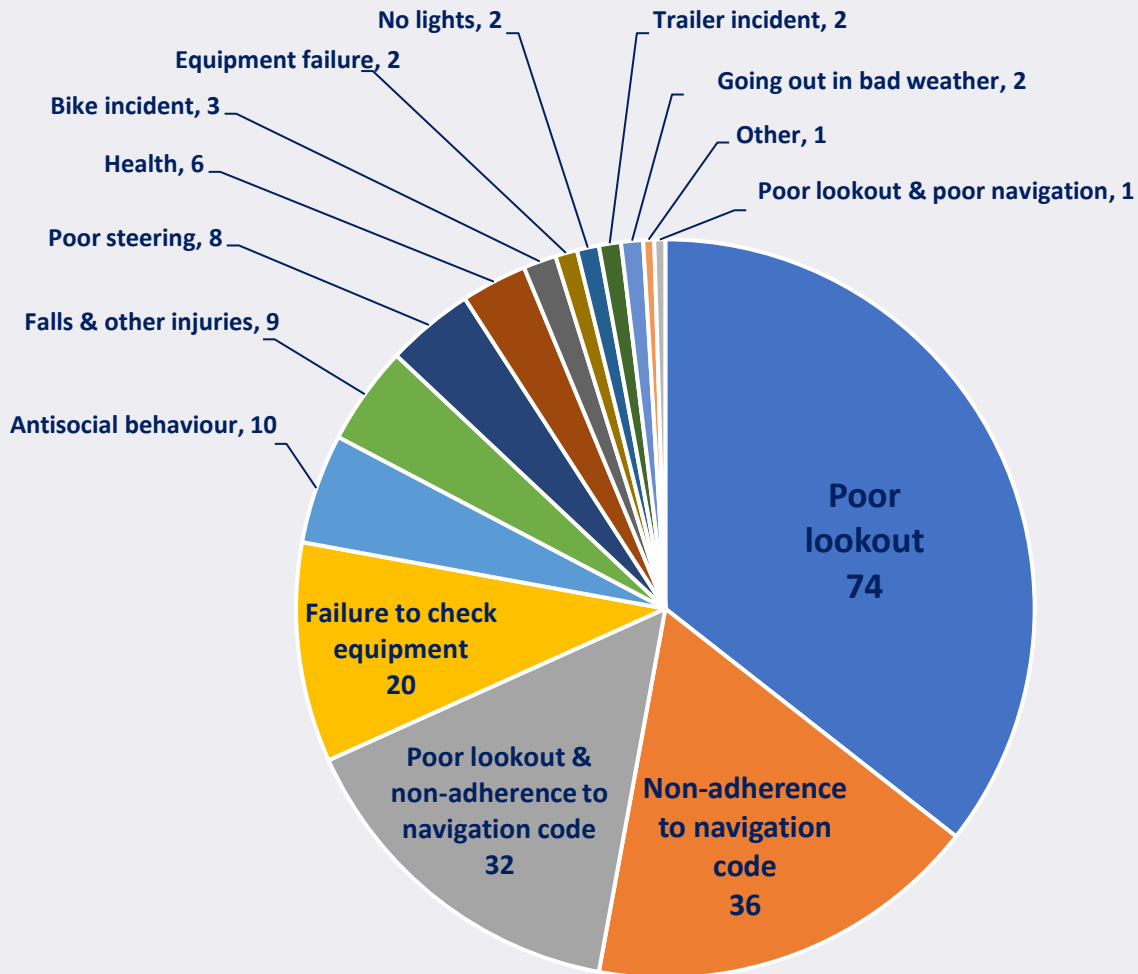


Clubs reporting 5 or more incidents

De Montfort University (Leics) BC	28
Leicester RC	21
Loughborough Students RC	19
Derby RC	15
Loughborough BC	12
Burton Leander RC	10
Lincoln Rowing Centre	10
Trent RC	9
Nottingham Rowing Club	8
Derwent RC	7

The clubs shown in the table should all be congratulated for reporting 5 or more incidents in 2021

Eastern - 2021

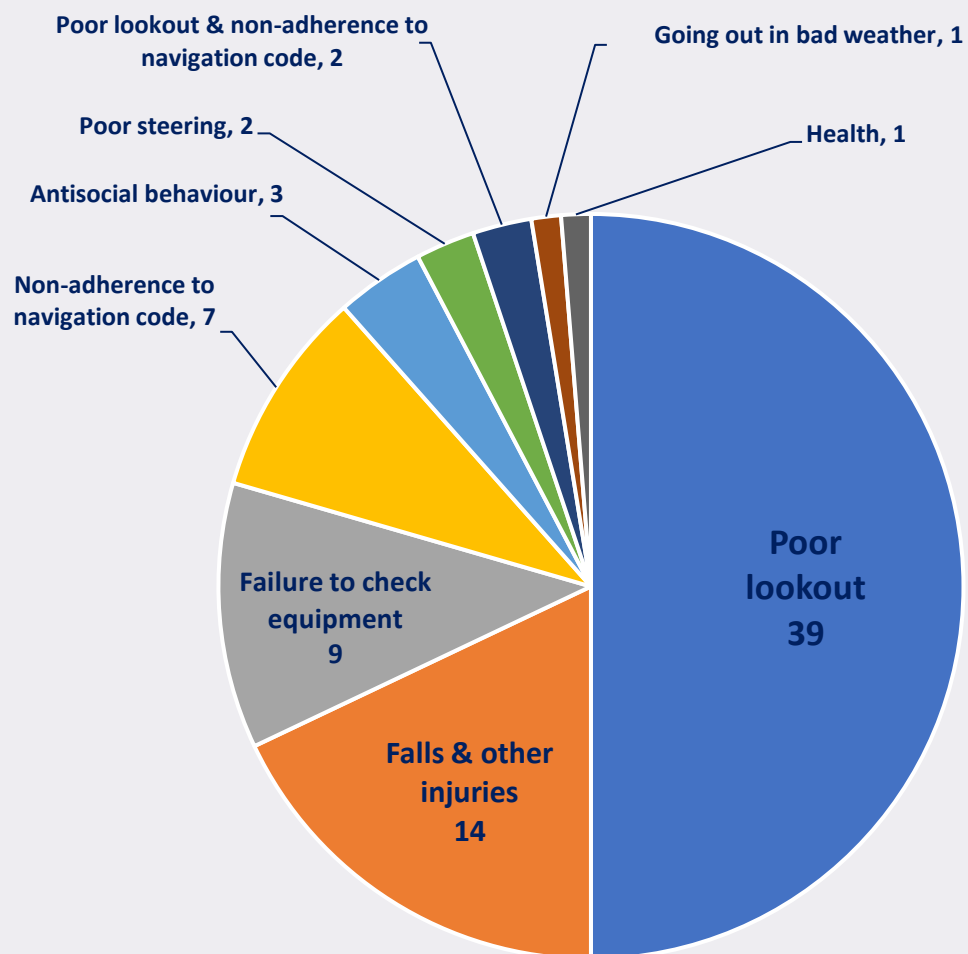


Clubs reporting 5 or more incidents

Lea RC	71
Norwich Rowing Club	18
St Neots RC	17
Cantabrigian RC	15
Broxbourne RC	14
Cambridge University BC	12
Cambridge 99 RC	12
Star Club	12
Bedford RC	11
Camrowers	10
Bedford School BC	8
Milton Keynes Rowing Club	8
Yare BC	5
Peterborough City RC	5
Oundle Town RC	5
Hughes Hall BC	5
Bedford Modern School BC	5
Isle Of Ely RC	5

The clubs shown in the table should all be congratulated for reporting 5 or more incidents in 2021

North West - 2021

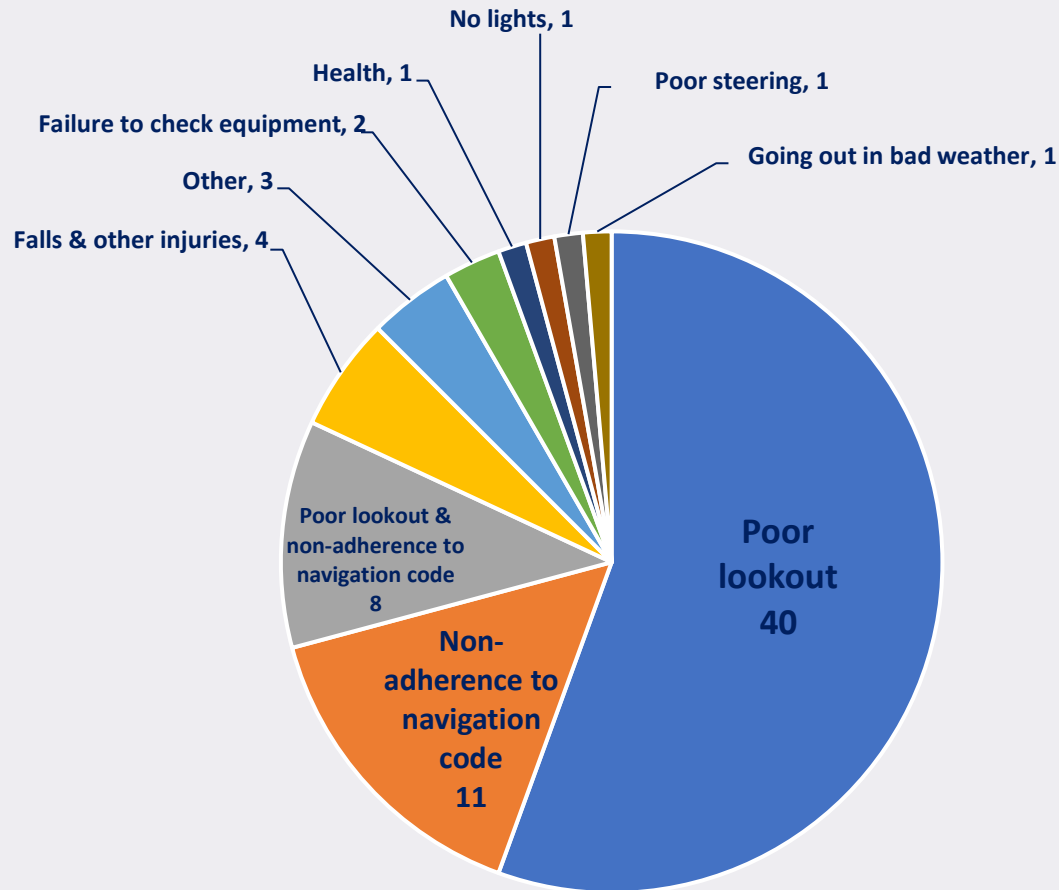


Clubs reporting 5 or more incidents

Warrington RC	24
Lancaster Royal Grammar School BC	19
Liverpool Victoria RC	19
Grosvenor RC, Chester	17
Queens Park High School BC	14
Manchester, The Univ BC	13
Northwich RC	12
Runcorn RC	8
North Staffordshire RC	8
Grange School RC	6

The clubs shown in the table should all be congratulated for reporting 5 or more incidents in 2021

Northern - 2021

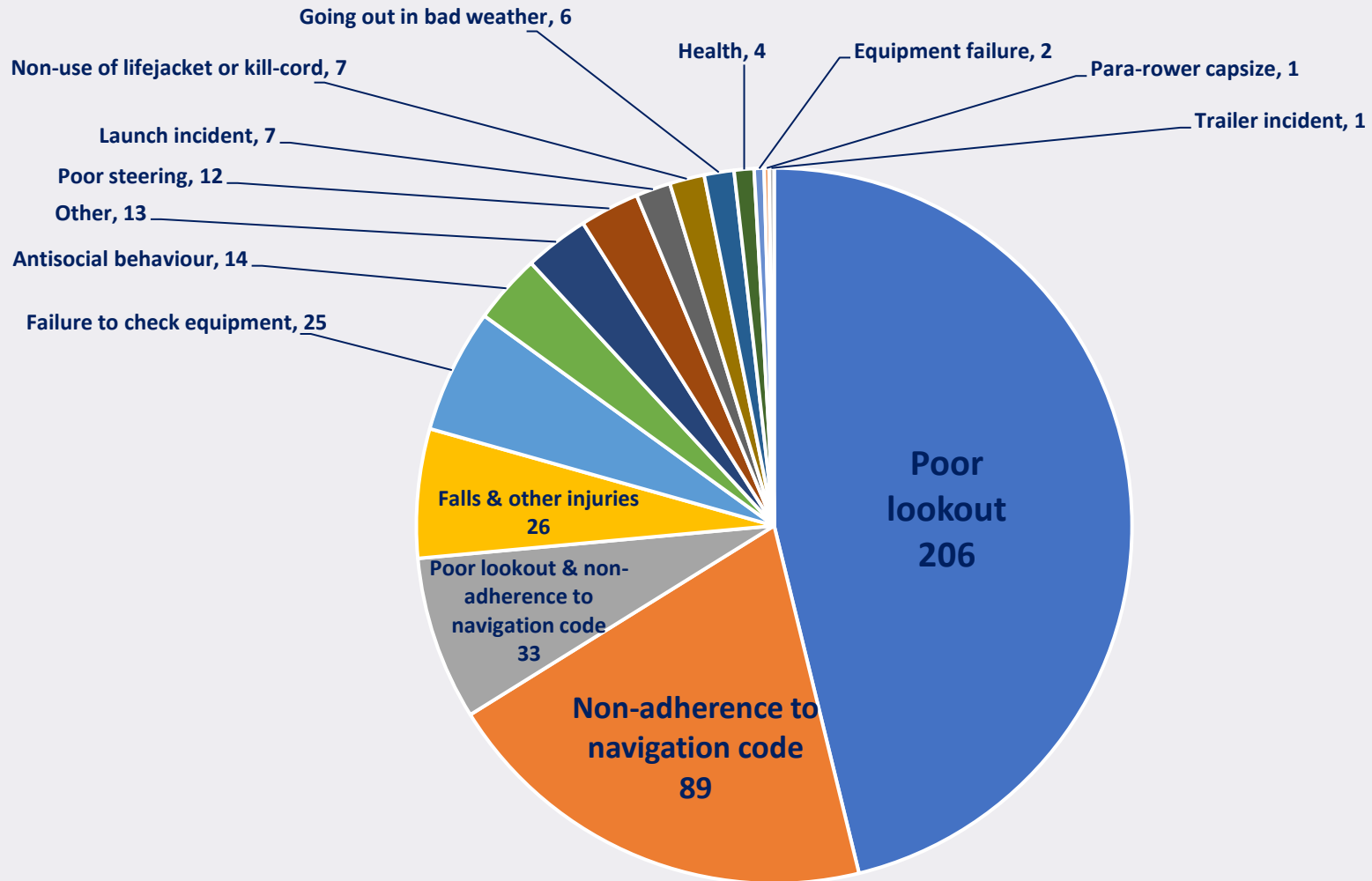


Clubs reporting 5 or more incidents

Durham ARC	21
Hexham RC	15
Tyne Amateur RC	11
Tees Rowing Club	10
Collingwood College BC	9
Durham University BC	7
Queen Elizabeth High School	7
Talkin Tarn ARC	6
Lakeland Rowing Club	5

The clubs shown in the table should all be congratulated for reporting 5 or more incidents in 2021

Thames - 2021



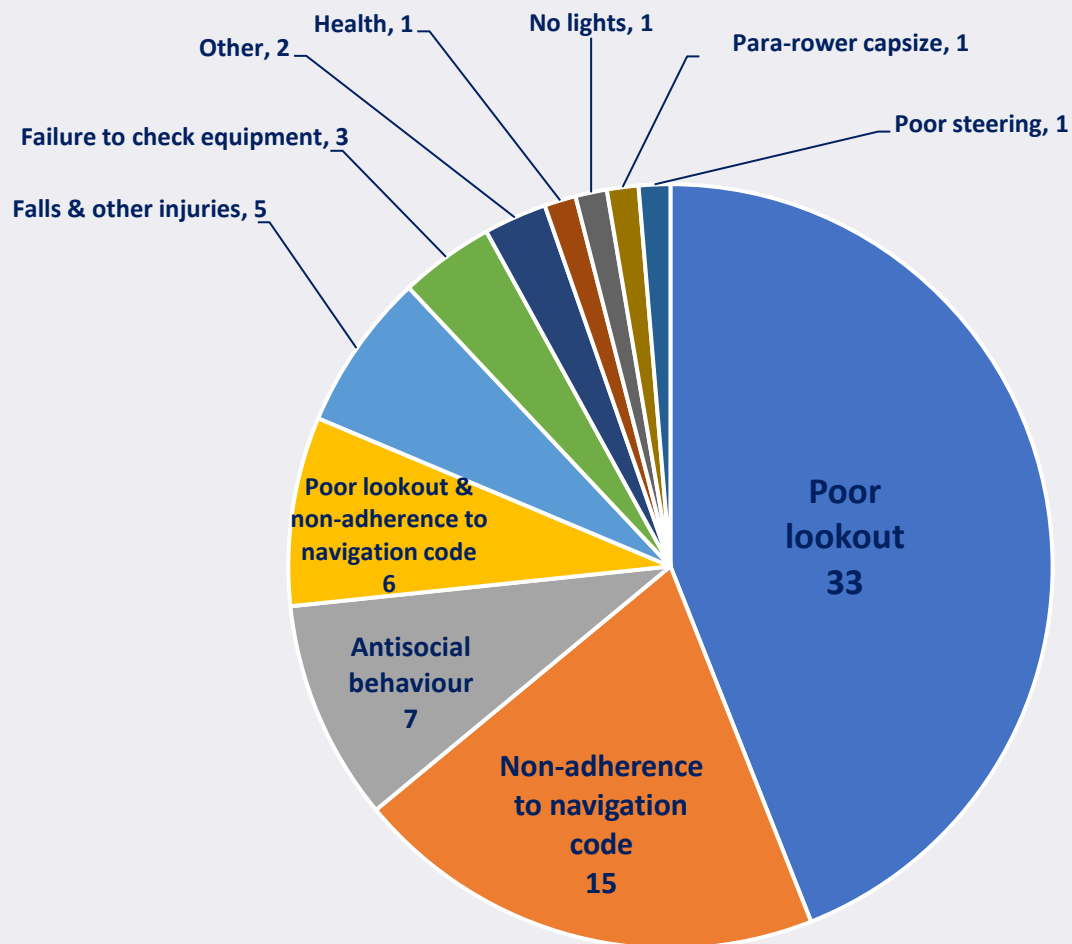
Thames - Clubs reporting 5 or more incidents

Latymer Upper School BC	47
Marlow RC	47
Maidenhead RC	40
Reading Rowing Club	38
Putney Town RC	38
Bewl Bridge RC	23
City of Oxford RC	21
Team Keane Sculling School	20
Kingston RC	20
London Rowing Club	18
Abingdon RC	17
Tideway Scullers School	16
Burway RC	16
Gravesend RC	15
Oxford Academicals RC	15
Weybridge Rowing Club	12
Mortlake Anglian & Alpha BC	12
Maidstone Invicta RC	12
Furnivall Sculling Club	10

Twickenham RC	9
Auriol Kensington RC	9
Fulham Reach Boat Club	7
St Pauls Girls School BC	7
Quintin BC	7
Molesey Boat Club	6
Leander Club	6
Henley Rowing Club	6
Cygnets Rowing Club	6
Guildford RC	6
Sir William Perkins's School RC	6
Walton Rowing Club	5
Curlew RC	5
Royal Grammar School High Wycombe BC	5
RAF RC	5
Walbrook Rowing Club	5
Barn Elms RC	5
Globe Rowing Club	5
Thames Rowing Club	5
Putney High School RC	5

The clubs shown in the table should all be congratulated for reporting 5 or more incidents in 2021

WAGS - 2021

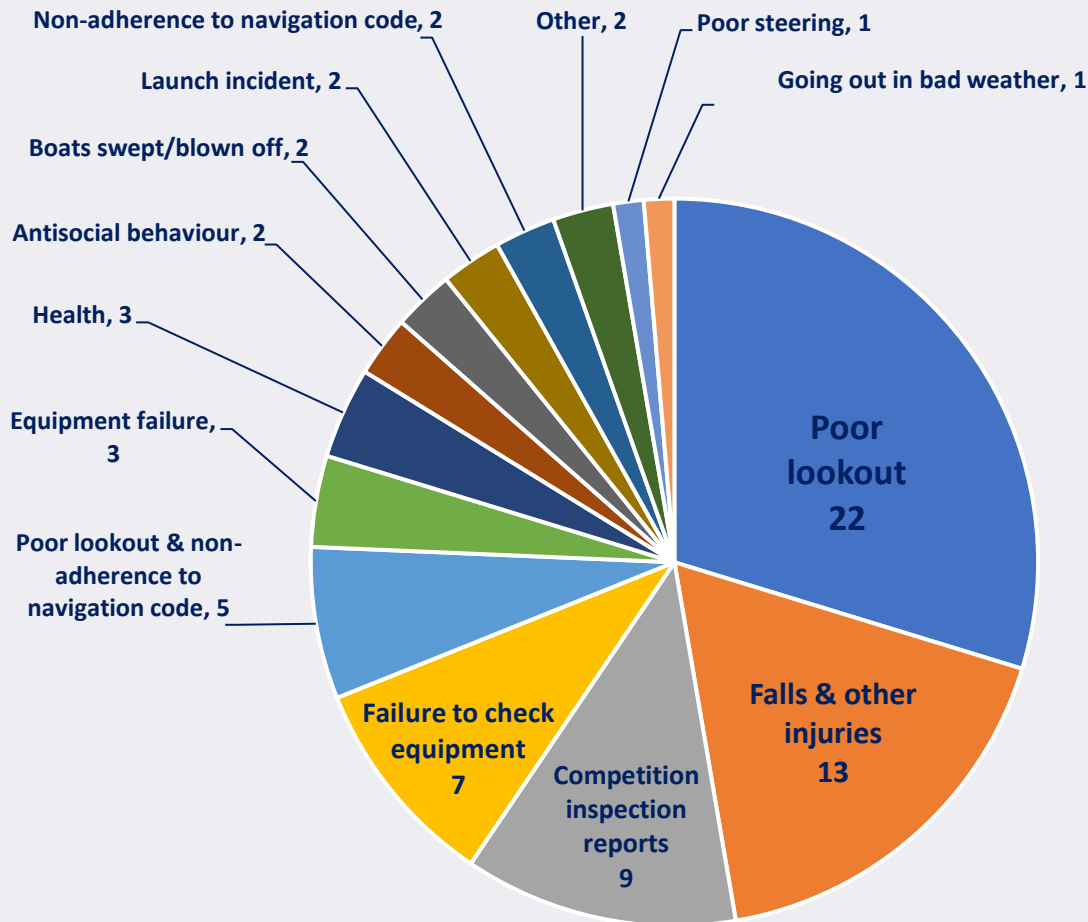


Clubs reporting 5 or more incidents

Avon County RC	33
Minerva Bath RC	29
Gloucester RC	22
City of Bristol Rowing Club	17
Taunton RC	9
Cheltenham College BC	5

The clubs shown in the table should all be congratulated for reporting 5 or more incidents in 2021

Wessex & S.E. Coast - 2021

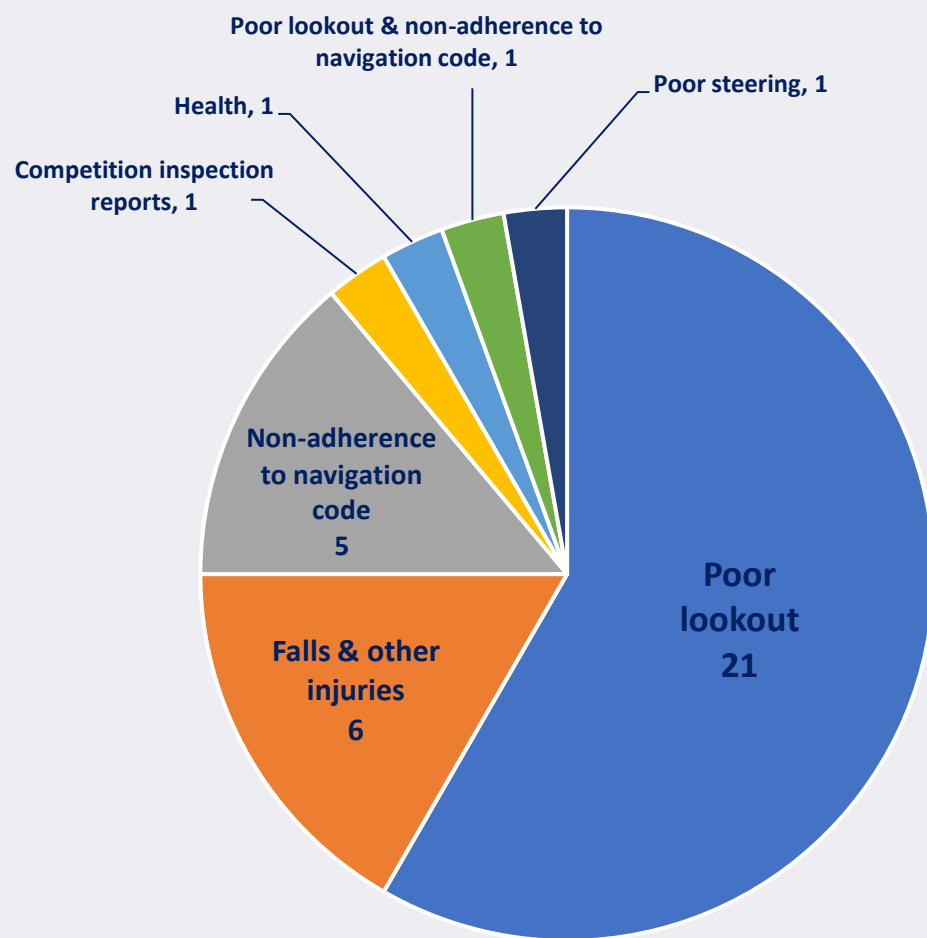


Clubs reporting 5 or more incidents

Christchurch RC	31
Bryanston School BC	20
Itchen Imperial RC	11
Poole ARC	10
Ryde RC	8
Winchester College BC	7
Southampton ARC	7
Southsea Rowing Club	7

The clubs shown in the table should all be congratulated for reporting 5 or more incidents in 2021

West Midlands - 2021

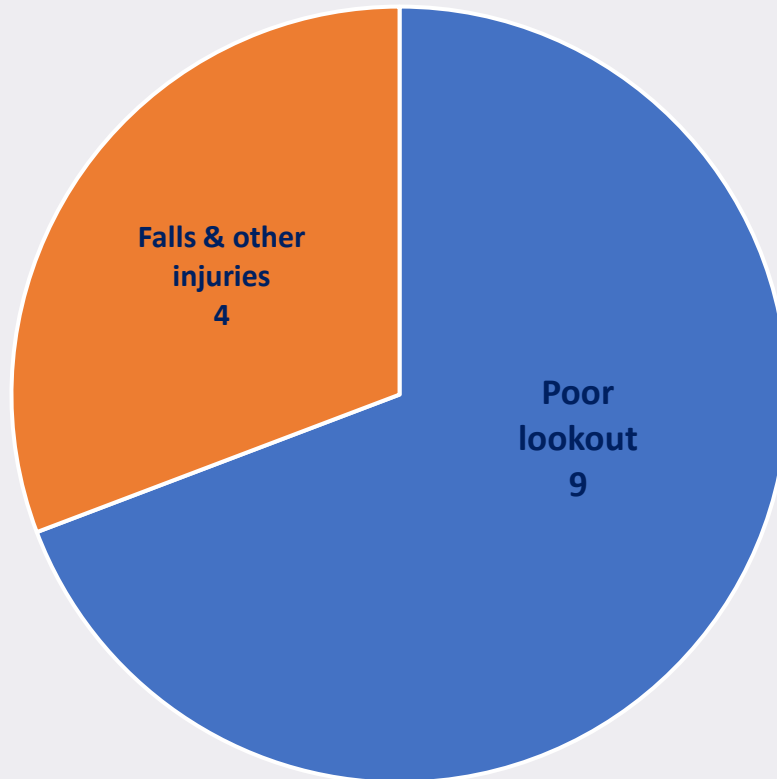


Clubs reporting 5 or more incidents

Warwick Boat Club	13
Royal Grammar School Worcester BC	11
Pengwern BC	10
Upton Rowing Club	9
Stratford-upon-Avon BC	9
Ross Rowing Club	9
Worcester RC	6

The clubs shown in the table should all be congratulated for reporting 5 or more incidents in 2021

Western - 2021

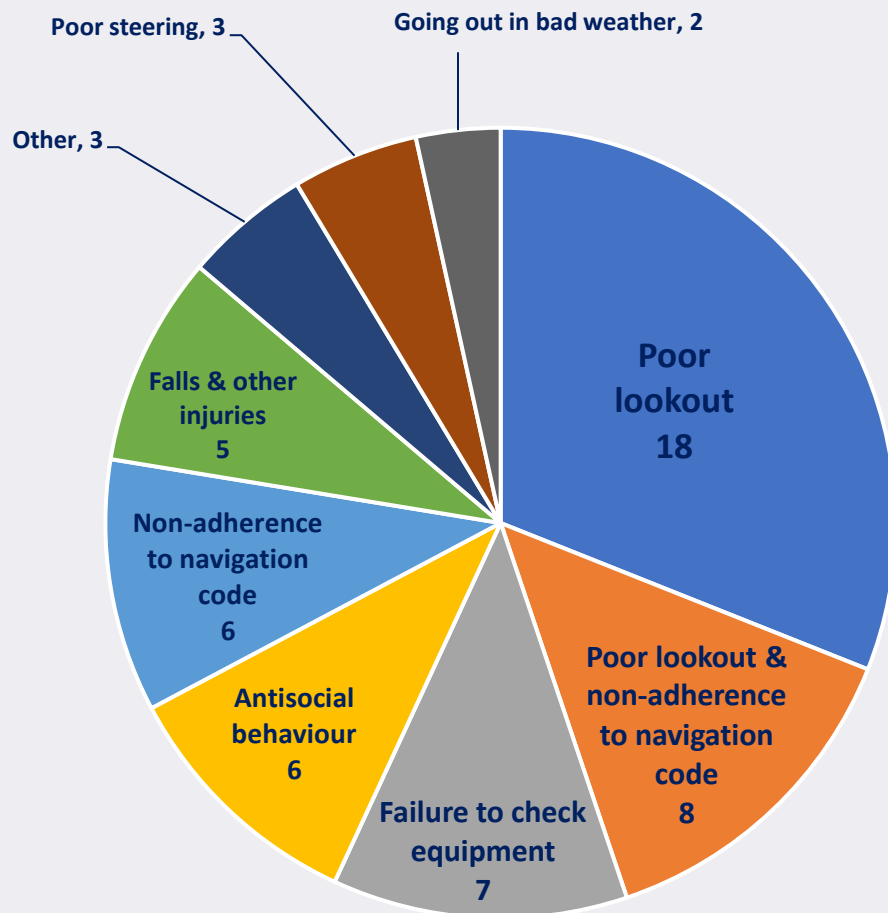


Clubs reporting 5 or more incidents

Greenbank Falmouth RC	7
Exeter Rowing Club Ltd.	5

The clubs shown in the table should all be congratulated for reporting 5 or more incidents in 2021

Yorkshire - 2021



Clubs reporting 5 or more incidents

York University BC	27
York City RC	25
St. Peter's School BC	11
Sheffield City RC	10
Leeds Rowing Club	7
Bradford ARC	5

The clubs shown in the table should all be congratulated for reporting 5 or more incidents in 2021



BRITISHROWING

Thank you

TEAMWORK | OPEN TO ALL | COMMITMENT