



# Analysis of Incidents Reported in 2020

Andrea Worley

January 2021

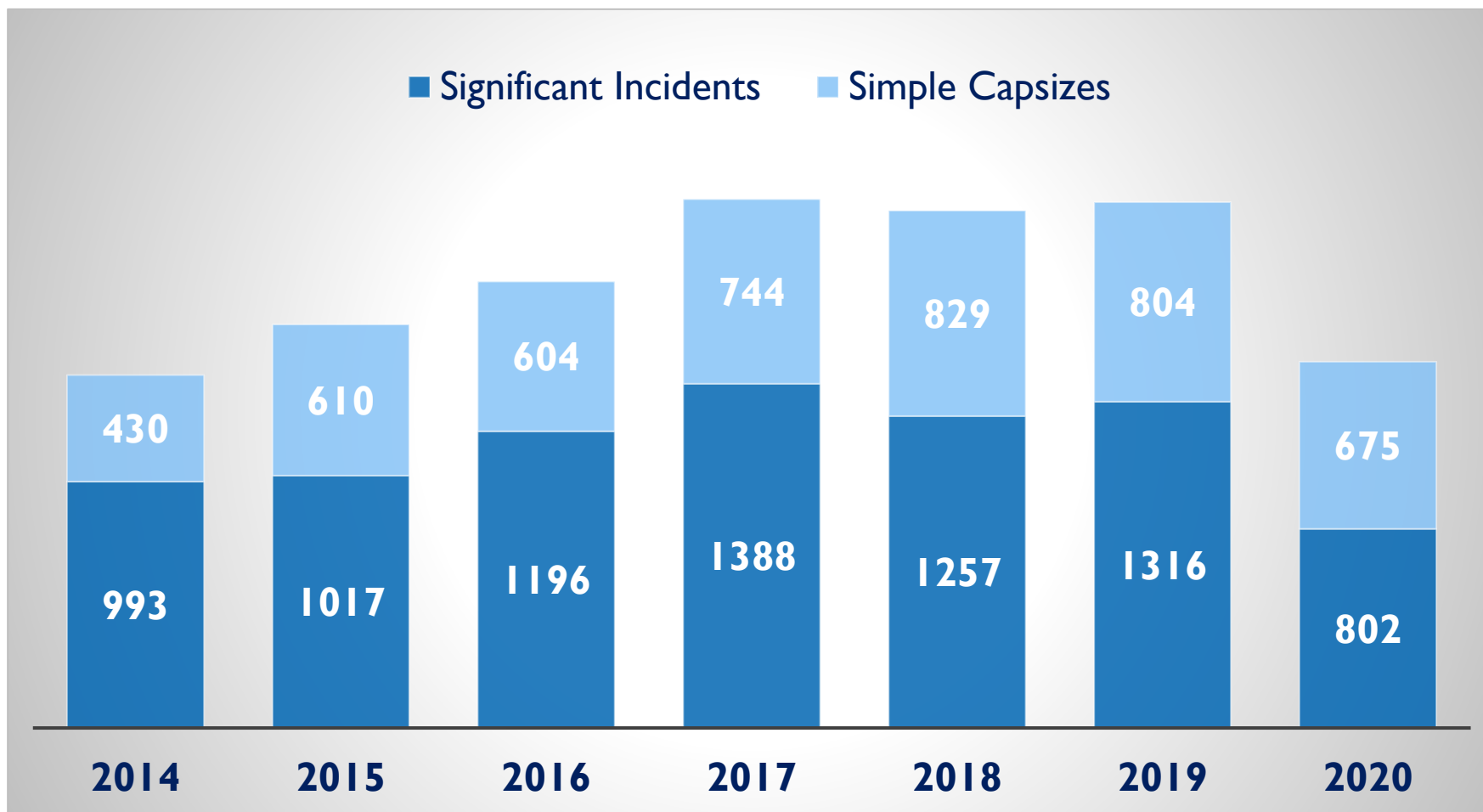
TEAMWORK | OPEN TO ALL | COMMITMENT



# All Incidents

TEAMWORK | OPEN TO ALL | COMMITMENT

# All Incidents



**Significant incidents = all except simple capsizes  
(most result in collisions or near collisions)**

# Reported Incidents in 2020

The number of Reported Incidents in 2020 reflects the strange circumstances we were living in. It is pleasing to see that the level of reporting remains high, given that:

- we were locked down for 7 – 8 weeks in the Spring
- the lockdown was followed by weeks of rowing in singles and household doubles during what would be the busiest period of the year
- later in the year further restrictions were imposed on a regional basis

The proportion of Simple Capsizes is higher this year reflecting the fact that:

- during part of the summer only singles and household doubles were permitted
- the long lockdown meant that scullers lost some of their skills
- many sweep rowers started to scull for the first time or not having sculled for some years

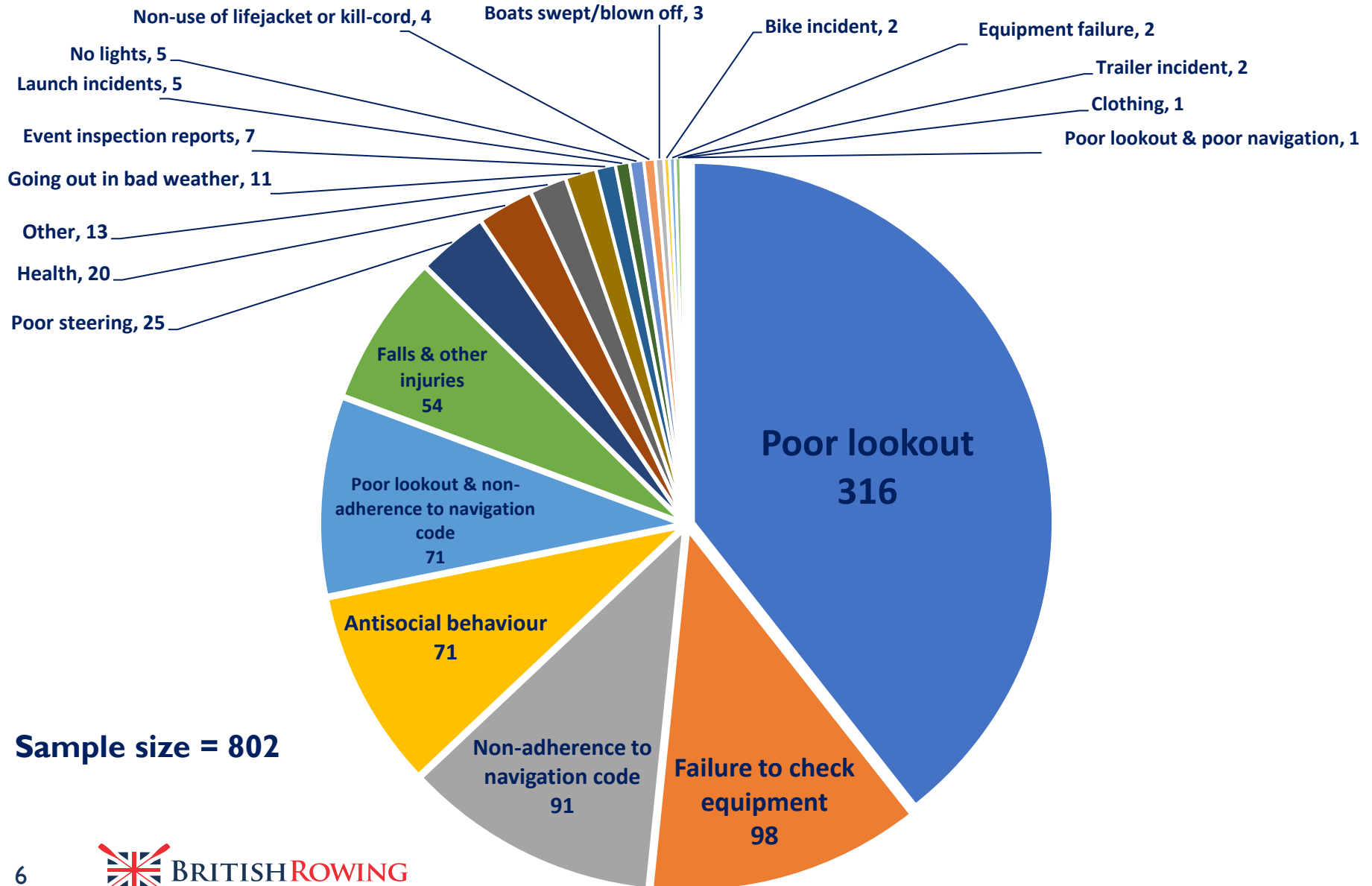


# All Significant Incidents

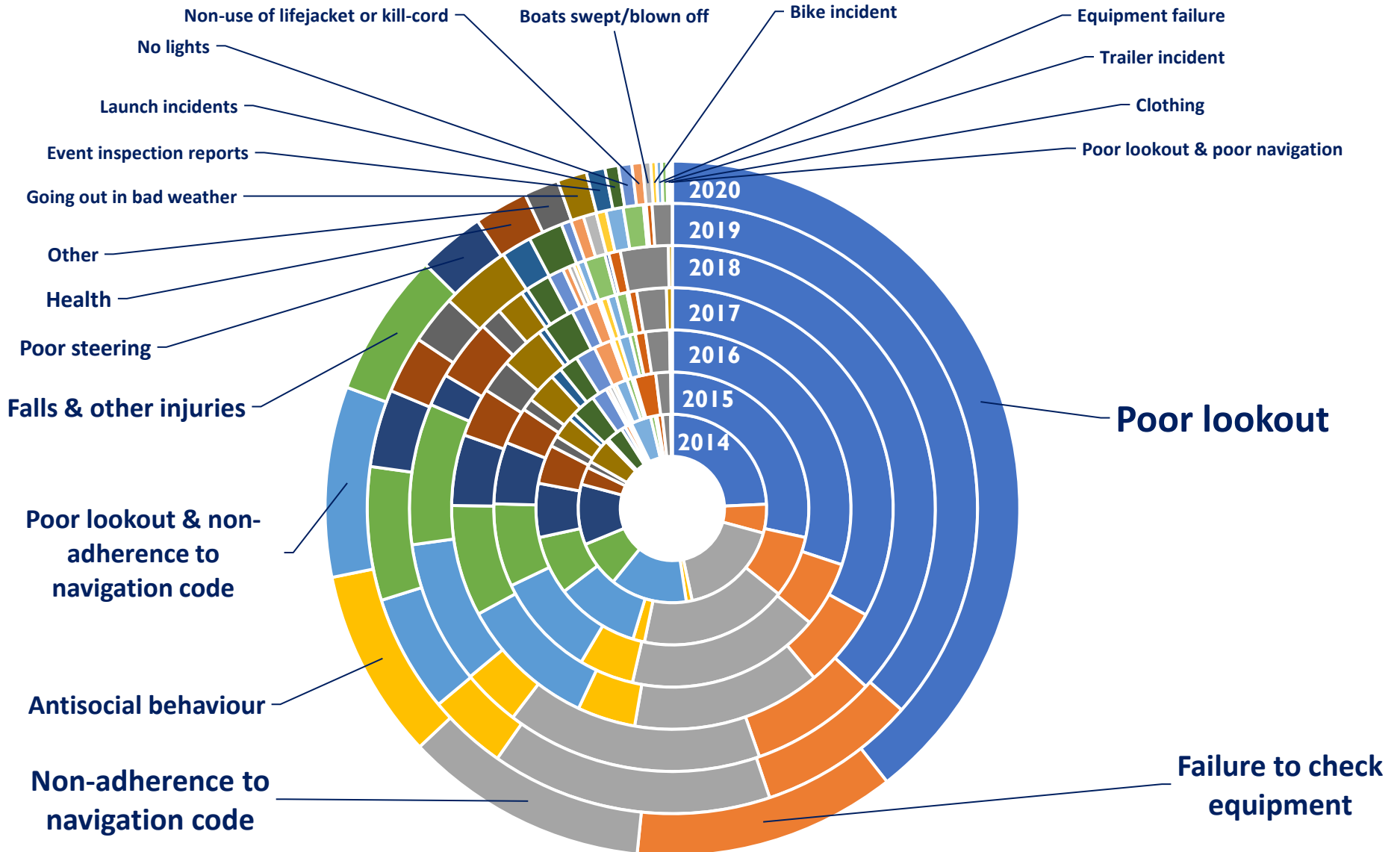
TEAMWORK | OPEN TO ALL | COMMITMENT

# Analysis of Significant Rowing Incidents by Cause - 2020

Significant accidents = all except simple capsizes (most result in collisions or near collisions)



# Comparison with previous years

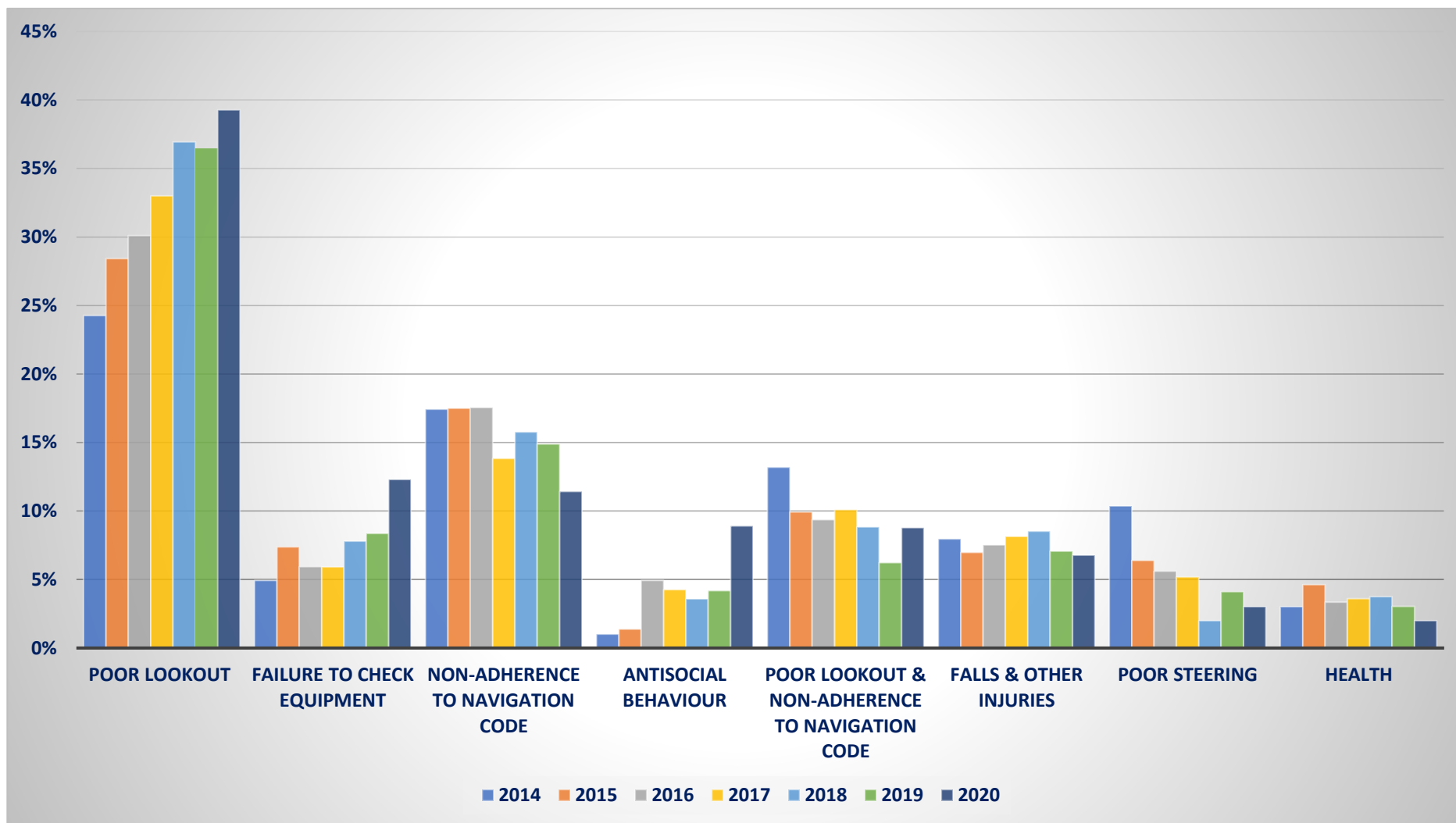


# Trends in common causes of Significant Incidents

<b>Causes of Incidents – Percentage by Year</b>	<b>2014</b>	<b>2015</b>	<b>2016</b>	<b>2017</b>	<b>2018</b>	<b>2019</b>	<b>2020</b>
Poor lookout	24%	28%	30%	33%	37%	36%	39%
Failure to check equipment	5%	7%	6%	6%	8%	8%	12%
Non-adherence to navigation code	17%	18%	18%	14%	16%	15%	11%
Antisocial behaviour	1%	1%	5%	4%	4%	4%	9%
Poor lookout & non-adherence to nav. code	13%	10%	9%	10%	9%	6%	9%
Falls & other injuries	8%	7%	8%	8%	9%	7%	7%
Poor steering	10%	6%	6%	5%	2%	4%	3%
Health	3%	5%	3%	4%	4%	3%	2%



# Trends in common causes of Significant Incidents



# Causes of Reported Incidents in 2020

The causes of incidents varies from previous years because:

- skills such as keeping a good lookout ahead and checking equipment were forgotten during lockdown
- rowers who had taken up sculling were not used to looking ahead or keeping to the correct side of the river
- paddle-boards became very popular with people who had not gone afloat before, they did not understand rowing boats and the “rules of the road” and were not skilled enough to manoeuvre
- motor boats were also very popular and drivers had forgotten, or did not understand, the need to keep a good lookout and follow the local navigation code

<b>Significant Incidents by Cause</b>	<b>2014</b>	<b>2015</b>	<b>2016</b>	<b>2017</b>	<b>2018</b>	<b>2019</b>	<b>2020</b>
Poor lookout	241	289	360	458	463	480	316
Failure to check equipment	49	75	71	82	98	110	98
Non-adherence to nav. code	173	178	210	192	198	196	91
Antisocial behaviour	10	14	59	59	45	55	71
Poor lookout & non-adherence to nav. code	131	101	112	140	111	82	71
Falls & other injuries	79	71	90	113	109	93	54
Poor steering	103	65	67	72	25	54	25
Health	30	47	40	50	47	40	20
Other	11	13	13	34	17	34	13
Going out in bad weather	43	26	33	45	22	49	11
Event inspection reports	5	8	12	7	5	21	7
Launch incidents	28	29	21	32	19	24	5
No lights	7	19	22	14	12	7	5
Non-use of lifejacket or kill-cord	7	4	19	14	5	9	4
Boats swept/blown off	4	5	3	3	4	9	3
Bike incident	1	4	6	7	3	7	2
Equipment failure	34	14	12	9	6	12	2
Trailer incident	8	6	6	11	16	14	2
Clothing	3	3	0	2	3	2	1
Poor lookout & poor navigation	9	26	11	8	9	4	1
Non-adherence to nav code & poor supervision	14	18	26	30	37	14	0
Para-rower Capsize	3	2	3	6	3	0	0
<b>Total Significant Incidents</b>	<b>993</b>	<b>1017</b>	<b>1196</b>	<b>1388</b>	<b>1257</b>	<b>1316</b>	<b>802</b>

Significant Incidents by Cause	2014	2015	2016	2017	2018	2019	2020
Poor lookout	241	289	360	458	463	480	316
Failure to check equipment	49	75	71	82	98	110	98
Non-adherence to nav. code	173	178	210	192	198	196	91
Antisocial behaviour	10	14	59	59	45	55	71
Poor lookout & non-adherence to nav. code	131	101	112	140	111	82	71
Falls & other injuries				113	109	93	54
Poor steering				72	25	54	25
Health				50	47	40	20
Other				34	17	34	13
Going out in bad weather	43	26	33	45	22	49	11
Event inspection reports	5	8	12	7	5	21	7
Launch incidents	28	29	21	32	19	24	5
No lights	7	19	22	14	12	7	5
Non-use of lifejacket or kill-cord				14	5	9	4
Boats swept/blown off				3	4	9	3
Bike incident				7	3	7	2
Equipment failure				9	6	12	2
Trailer incident				11	16	14	2
Clothing				2	3	2	1
Poor lookout & poor navigation	9	26	11	8	9	4	1
Non-adherence to nav code & poor supervision	14	18	26	30	37	14	0
Para-rower Capsize	3	2	3	6	3	0	0
<b>Total Significant Incidents</b>	<b>993</b>	<b>1017</b>	<b>1196</b>	<b>1388</b>	<b>1257</b>	<b>1316</b>	<b>802</b>

Red = Cause is Behaviour related

But some of the others can also be related to Behaviour

# Behaviour

In each of the years, more than 92% of significant incidents could have been **avoided by safer behaviour**.

2014	2015	2016	2017	2018	2019	2020
92%	92%	94%	93%	94%	92%	<b>95%</b>

The proportion of significant incidents that could have been **avoided by:**

- **Keeping a good lookout**
- **Adhering to the navigation code and**
- **Doing both of the above at the same time**

2014	2015	2016	2017	2018	2019	2020
55%	56%	57%	57%	62%	58%	<b>60%</b>

# Common Behaviour-related Causes of Incidents

The most common behaviour related incidents continue to be:

- Not keeping a good lookout (on land as well as on water)
- Failure to check equipment
- Not adhering to the navigation code
- Antisocial behaviour

In 2020 these accounted for 87% of incidents, compared with 77% in 2019.

There was a considerable increase in the number of incidents caused by:

- Failure to Check Equipment and
- Antisocial Behaviour

# Reported Near Misses

2014	2015	2016	2017	2018	2019	2020
155 (16%)	174 (17%)	272 (23%)	180 (13%)	186 (15%)	154 (12%)	101 (13%)

Note: These incidents are included in various categories of reported Significant Incidents

Near Misses include:

- Near Collisions due to
  - Poor lookout
  - Non-adherence to navigation code
  - Poor steering
- Creating excessive wash
- Verbal abuse
- Not wearing a lifejacket or kill-cord
- Event inspections



# Harm resulting from Significant Incidents

TEAMWORK | OPEN TO ALL | COMMITMENT

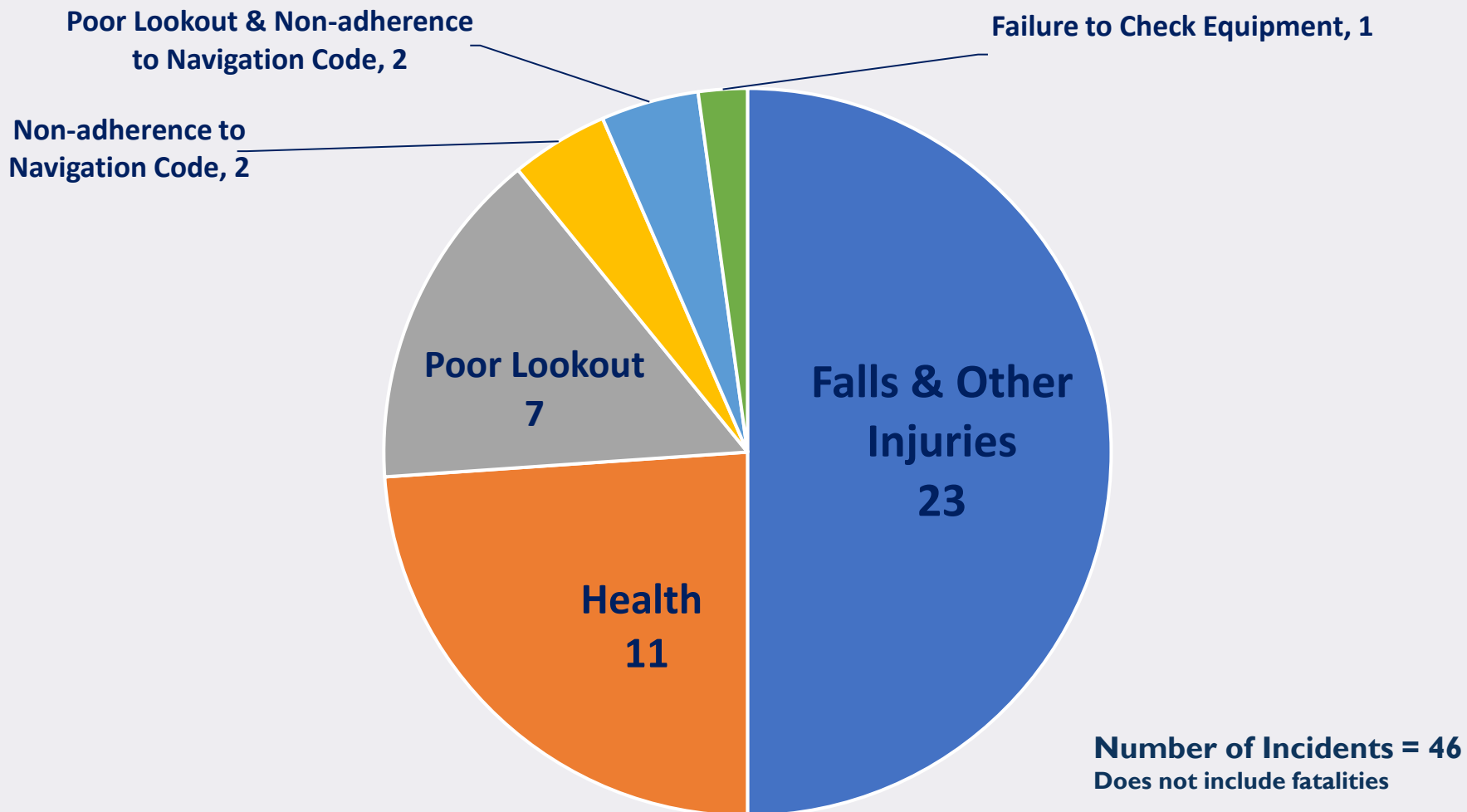


# Harm caused to people

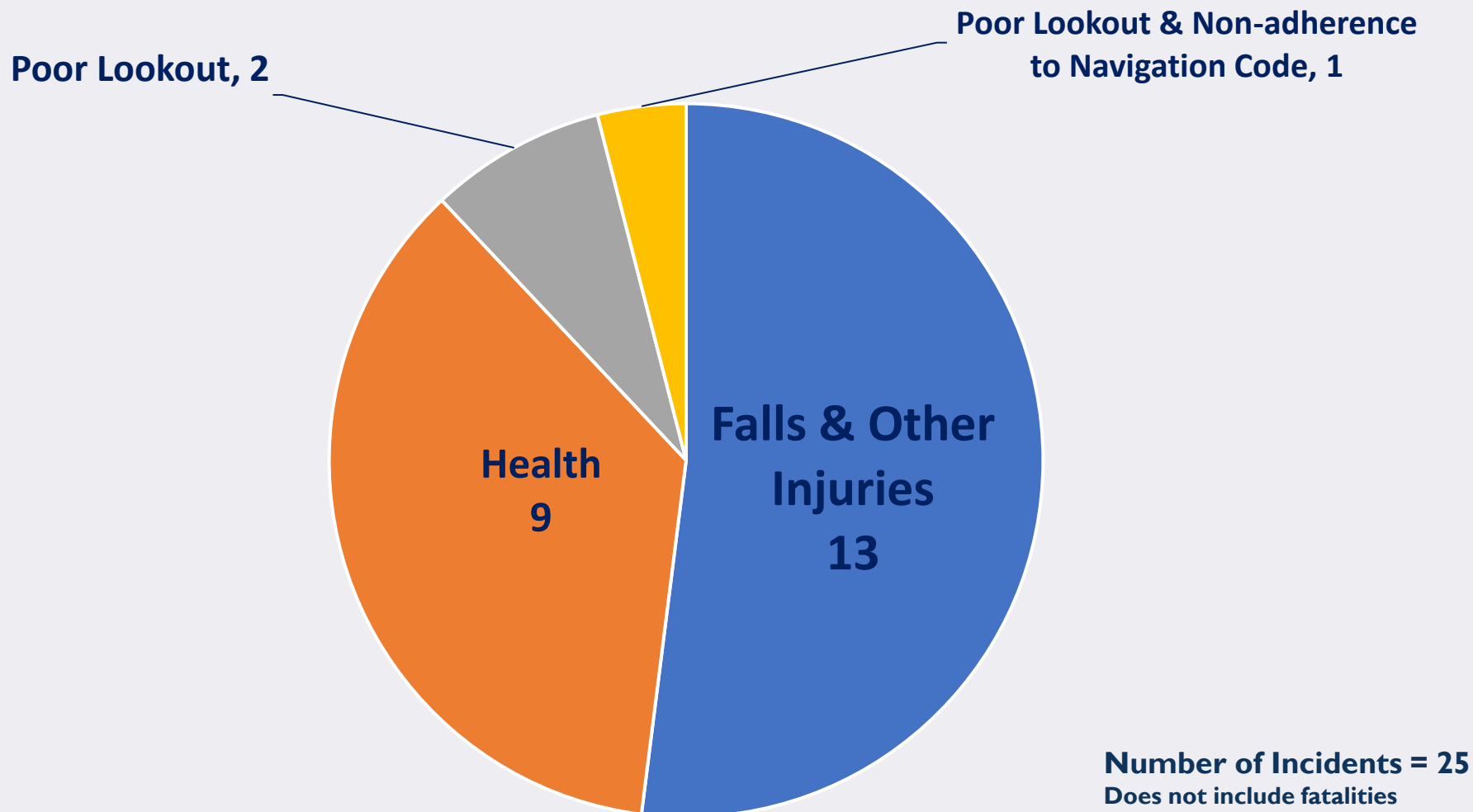
Harm to People caused by Significant Incidents	2014	2015	2016	2017	2018	2019	2020
No harm	821	823	989	1131	1010	1112	<b>695</b>
Minor injuries such as cuts and bruises	75	82	104	124	85	89	<b>60</b>
Significant injuries - few days off rowing	64	60	57	61	101	46	<b>21</b>
Serious injuries - week or more off rowing inc. concussion & broken bones	33	51	42	67	59	67	<b>25</b>
Fatalities		1	4	1	2	2	<b>1</b>
<b>Total</b>	<b>993</b>	<b>1017</b>	<b>1196</b>	<b>1384</b>	<b>1257</b>	<b>1316</b>	<b>802</b>

The fatalities in 2016, 2017, 2018, 2019 and 2020 were all tragic health related incidents.

# Causes of 2020 Significant Incidents resulting in any time off rowing



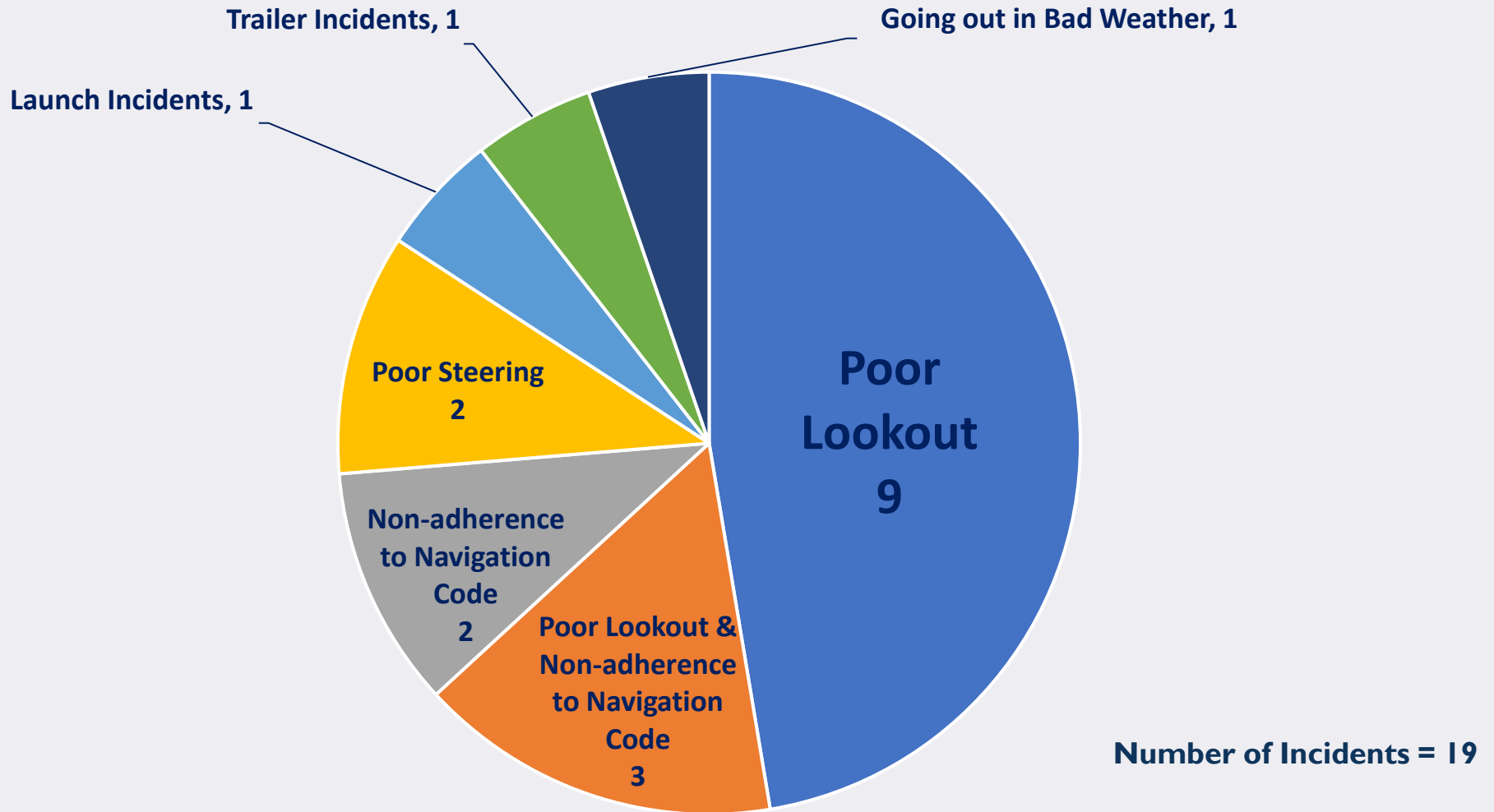
# Causes of 2020 Incidents resulting in one week or more off rowing



# Damage caused to property

<b>Damage to Property caused by Significant Incidents</b>	<b>2014</b>	<b>2015</b>	<b>2016</b>	<b>2017</b>	<b>2018</b>	<b>2019</b>	<b>2020</b>
No damage	691	754	830	928	870	941	<b>633</b>
Repairs less than £100	119	89	86	143	150	92	<b>73</b>
Repairs £100 - £1000	114	124	233	277	212	246	<b>77</b>
Repairs over £1000	63	42	40	33	21	31	<b>17</b>
Loss of boat	6	7	6	3	2	6	<b>2</b>
Damage to cars, boathouse etc.		1	1		2		
<b>Total Significant Incidents</b>	<b>993</b>	<b>1017</b>	<b>1196</b>	<b>1384</b>	<b>1257</b>	<b>1316</b>	<b>802</b>
<b>Total Value of damage</b>	<b>£290,000</b>	<b>£230,000</b>	<b>£270,000</b>	<b>£225,000</b>	<b>£245,000</b>	<b>£230,000</b>	<b>£109,000</b>

# Causes of 2020 Incidents resulting more than £1000 damage



# Note about costs of repairs

The reduction in the cost of damage in 2020 (53% lower than 2019) is greater than the reduction in the number of incidents (40% lower than 2019).

This could be because:

- most rowing was done in smaller less expensive boats
- there were fewer collisions between larger, faster, more expensive boats
- there were virtually no competitions and probably less training

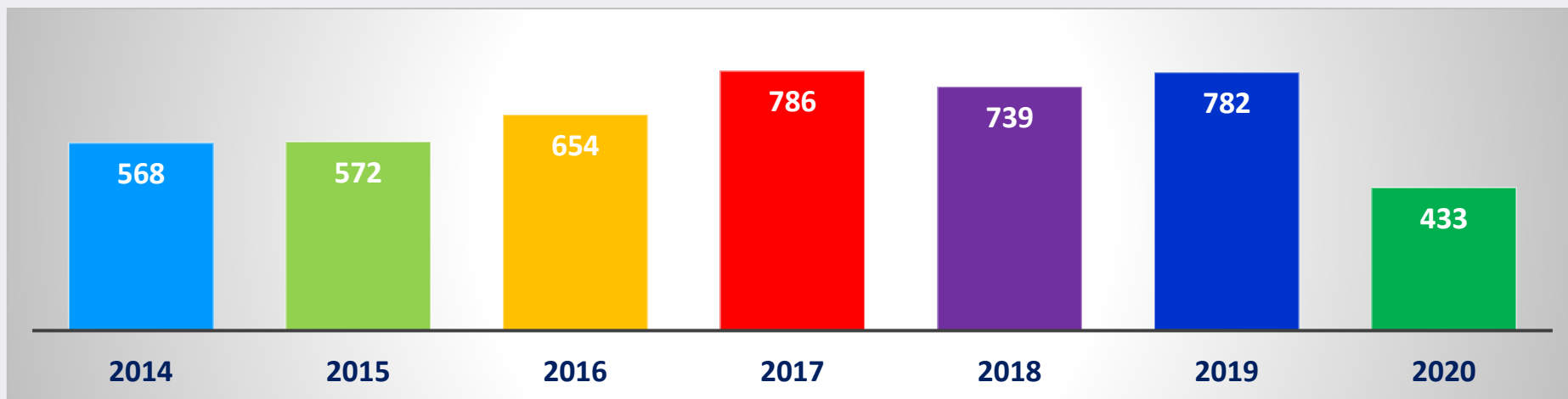


BRITISHROWING

# Collisions

TEAMWORK | OPEN TO ALL | COMMITMENT

# Collisions



Collisions were with	2020	2019
Other rowing boats	197	437
Trees/Bushes/Reeds	40	42
Powered craft	30	50
Buoy	26	45
Bridge/Barrage	21	18
Weeds	19	33
Log/Floating Debris	17	14
Bank	15	23
Collisions were with	2020	2019
Unpowered craft	14	20
Moored boat	13	19
Submerged Objects inc. Grounding	12	29
Pontoon	10	26
Swans/Geese	5	4
Fishing lines	5	6
Other	5	2
Post	4	14



# Injuries resulting from Collisions - 2020 & 2019

<b>Harm to People caused by Collisions</b>	<b>2020</b>	<b>2019</b>
No harm	389	711
Minor injuries such as cuts and bruises	33	43
Significant injuries - few days off rowing	8	9
Serious injuries - week or more off rowing (includes concussion & broken bones)	3	19
<b>Total</b>	<b>433</b>	<b>782</b>

# Damage resulting from Collisions - 2020 & 2019

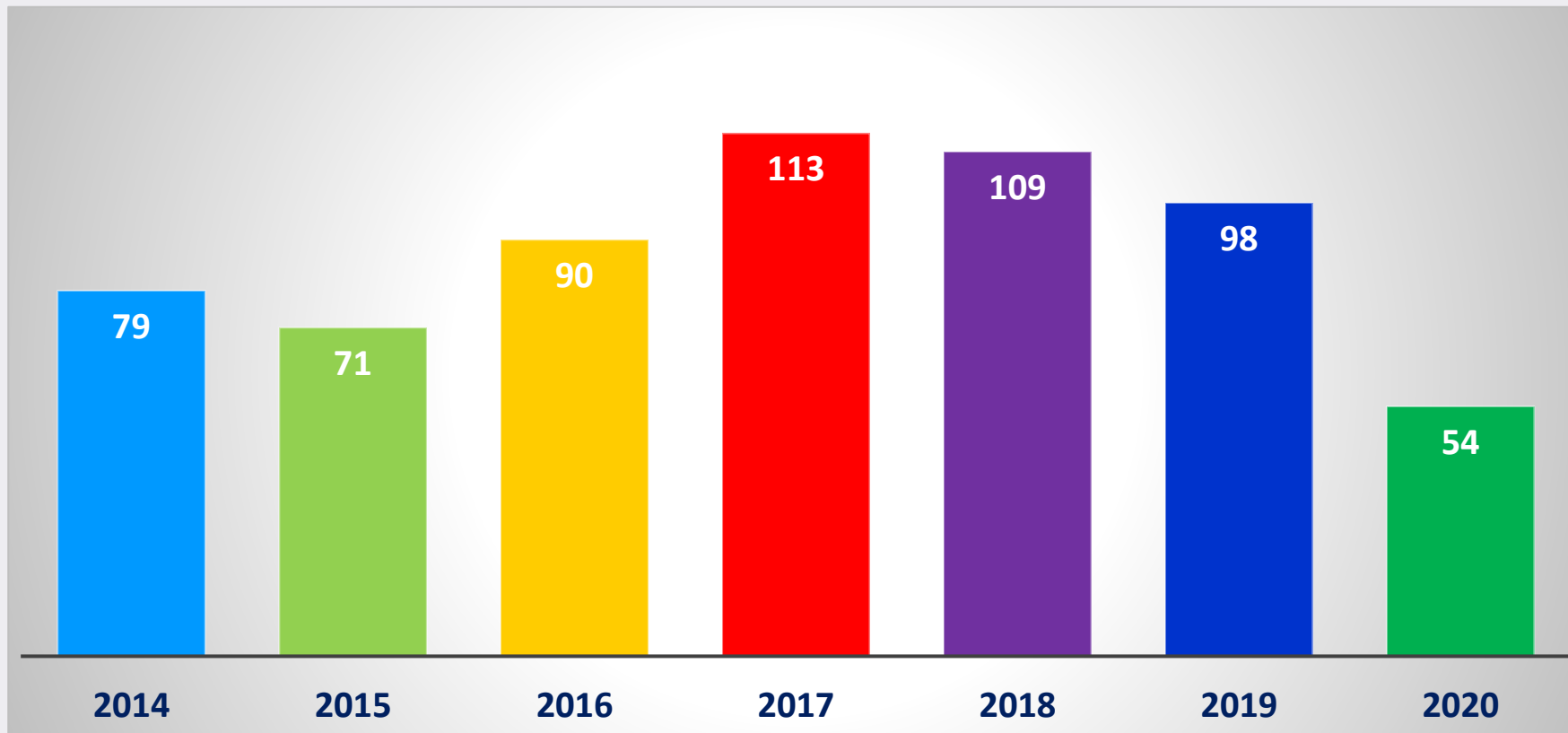
Damage to Boats caused by Collisions	2020		2019	
	Value	Number	Value	Number
No damage	£0	291	£0	454
Repairs costing less than £100	£4,757	65	£5,733	81
Repairs costing £100 to £1000	£24,195	61	£84,306	217
Repairs costing over £1000	£52,100	14	£59,317	25
Loss of boat	£12,000	2	£47,000	5
<b>Total</b>	<b>£93,052</b>	<b>433</b>	<b>£196,356</b>	<b>782</b>



# Falls and Other Injuries

TEAMWORK | OPEN TO ALL | COMMITMENT

# Trends in Falls and Other Injuries



# Falls and Other Injuries

Injury Type	No Harm	Minor Injuries	Significant – few days off rowing	Serious – >1 week off rowing	Total
Cuts & Bruises		17	9	1	27
Trauma Muscular			1	3	4
Broken Bones				4	4
Sprains & ligament injuries				3	3
Trauma Skeletal				1	1
Other	12	2		1	15
<b>Total</b>	<b>12</b>	<b>19</b>	<b>10</b>	<b>13</b>	<b>54</b>

## Falls and Other Injuries - where the 13 serious injuries occurred

Where they occurred	Number
Pontoon/Boating area	4
Land training	4
Handling boats on land	3
On water	1
Launch handling on land	1
<b>Total</b>	<b>13</b>

4 serious incidents resulted in broken bones, 2 of these incidents occurred in the boating area and 2 occurred whilst land training inside.

Incidents causing broken bones typically result in many weeks off rowing and work.



# Capsizes

TEAMWORK | OPEN TO ALL | COMMITMENT

# Causes of Capsizes

Cause of Capsize	Number
<b>Simple Capsize (does not include Capsize Drills)</b>	<b>675</b>
Failure to check equipment	92
Technique related resulting in damage or injury	4
Health	2
Antisocial Behaviour	1
Clothing	1
Non-adherence to navigation code	1
Poor Lookout	1
<b>Total</b>	<b>777</b>

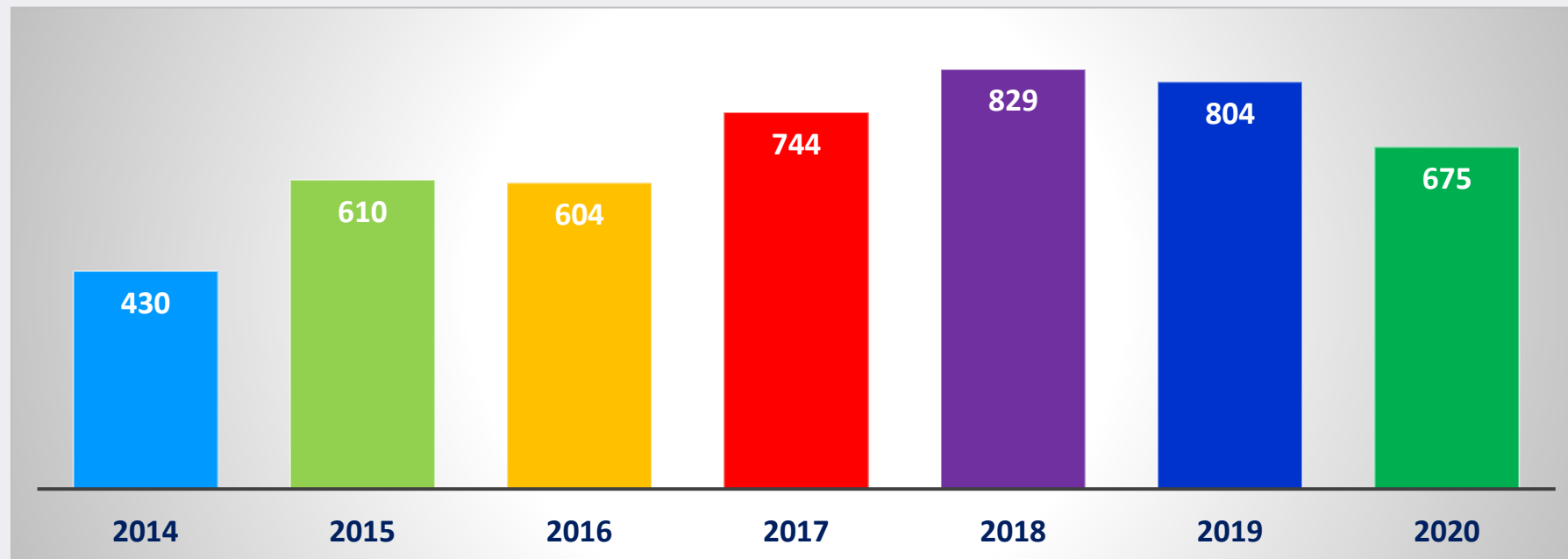
Simple Capsize is a capsizes due to a simple technique mistake or competence issue.

Simple Capsize does not include Capsizes where there was an external cause (e.g. weed or collision), injury, failure to check equipment, damage to equipment or equipment failure.

Reports should not be made when doing a capsizes drills and the capsizes is expected.



# Trends in Simple Capsizes



The most common reasons for Simple Capsizes in 2020 were:

Practising Drills (not including Capsize Drills)	74
Capsizing while boating or landing	55
Turning/Manoeuvring	45



# Antisocial Behaviour

TEAMWORK | OPEN TO ALL | COMMITMENT

# Antisocial Behaviour

It is disappointing to see the increase in the number of incidents caused by antisocial behaviour. The number of incidents in 2020 was 71 (55 in 2019) accounting for 9% of Reported Incidents (4% in 2019).

Type of Behaviour	Number
Covid related	16
Verbal abuse	15
Excessive Wash	15
Items thrown	11
Theft, Trespass, Vandalism	5

Covid related incidents included:

- use of changing rooms when not allowed in the guidelines
- mixing between bubbles
- rowing in larger boats than allowed in the guidelines

Items thrown included stones, bottles and a large steel wheelie bin.

Verbal Abuse was mentioned in 27 Significant Incidents, mostly, but not exclusively, from non-rowers to rowers.



BRITISHROWING

# Summary

TEAMWORK | OPEN TO ALL | COMMITMENT

# A note from the HRSA

“Over the past few years, we have developed an enviable no-blame culture concerning incidents. Our members willingly report incidents and share experiences in order to help to make our sport safer. This is very pleasing.

All types of incidents are reported, from ones which result in serious injury and major damage, to seemingly trivial incidents like simple capsizes and those resulting in no injury or damage.

A willingness to report is demonstrated by these light-hearted remarks:

- *Capsized trying to be better than I am so that when X sees me next she will be impressed and we can be happy ever after - Stop thinking about X and concentrate on rowing*
- *During 2nd session, fell in 6 times. By the end of the session had worked out how to not fall in*
- *Fell in the water while stationary. Bambi learns to row.*

Please continue to report incidents.

Thank you,

Stephen”

# Top 12 Clubs reporting Incidents in 2020

Position	Club	Incidents reported
1	Marlow RC	54
2	Putney Town RC	41
3	Lea RC	34
4	Latymer Upper School BC	32
4=	Leicester RC	32
4=	Worcester University RC	32
7	Warrington RC	31
8	Maidenhead RC	30
9	Durham ARC	29
10	Avon County RC	28
10=	Gloucester RC	28
12	Lincoln Rowing Centre	26

# Further Analysis

This presentation provides a summary of the data collected in 2020 in the British Rowing Incident Reporting system.

Further analysis can be provided. If you require more detailed analysis on any topic, e.g. regional analysis, please ask and, if possible, it will be provided.

Please email [safety@britishrowing.org](mailto:safety@britishrowing.org)



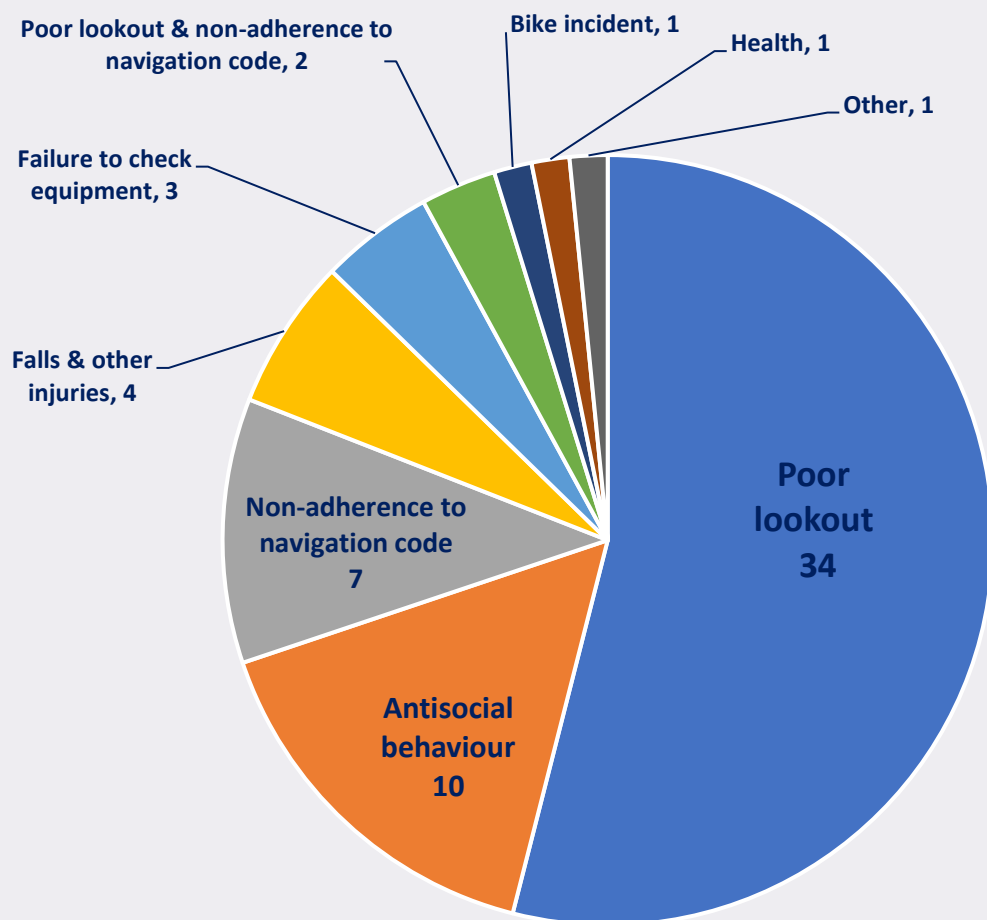
BRITISHROWING

# Regional Summaries

TEAMWORK | OPEN TO ALL | COMMITMENT



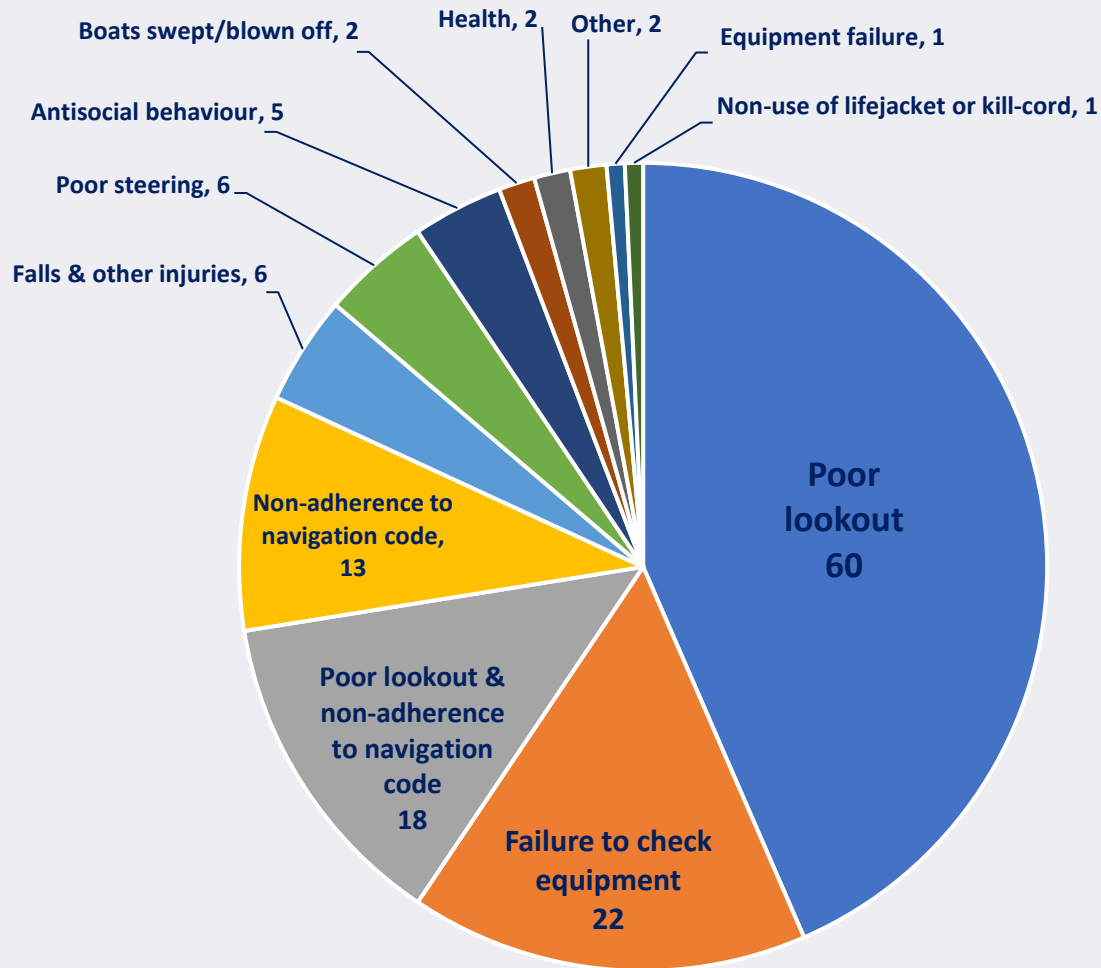
# East Midlands - 2020



Clubs reporting 5 or more incidents	
Leicester RC	32
Lincoln Rowing Centre	26
Loughborough BC	12
Newark RC	6
Burton Leander RC	5
Derwent RC	5
Loughborough Students RC	5

The clubs shown in the table should all be congratulated for reporting 5 or more incidents in 2020

# Eastern - 2020

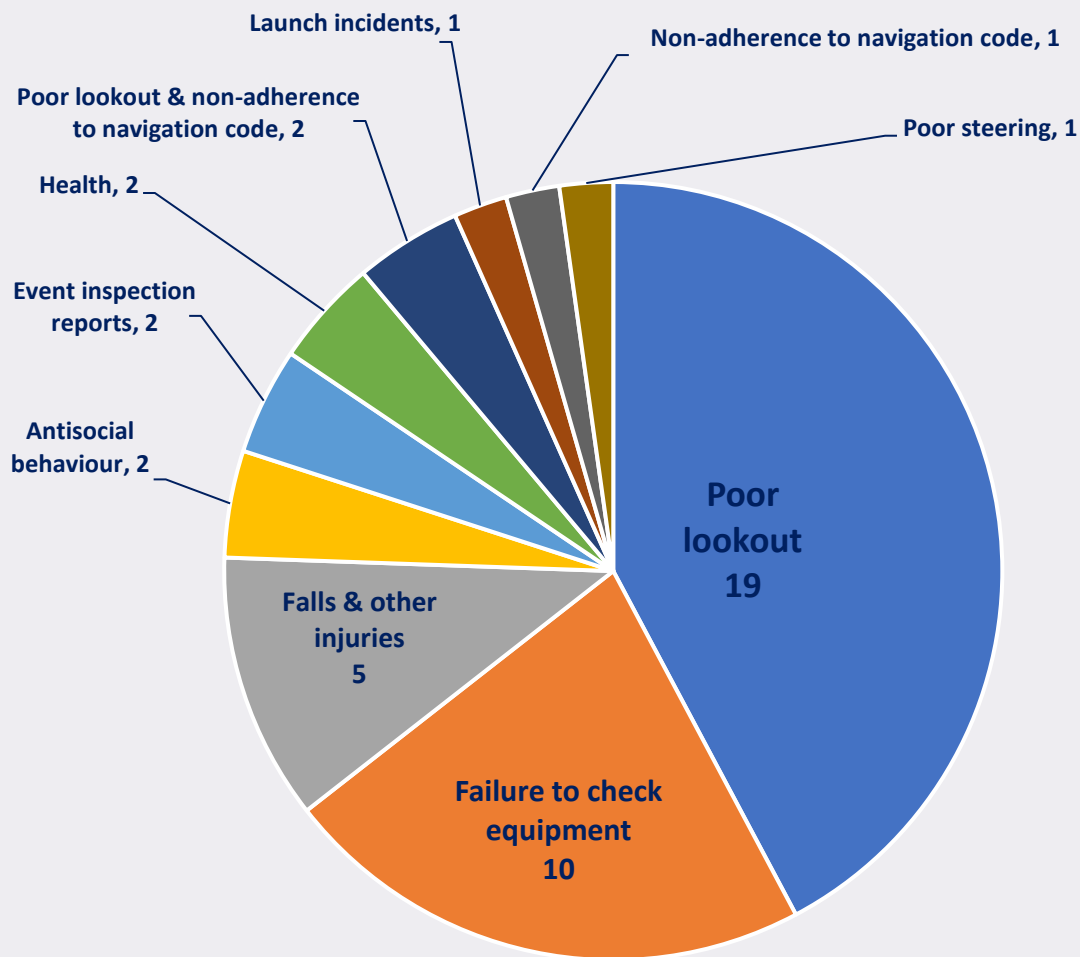


## Clubs reporting 5 or more incidents

Lea RC	34
Broxbourne RC	21
St Neots RC	21
Star Club	17
Cambridge 99 RC	13
Bedford RC	12
Camrowers	10
West Norfolk Rowing Club	9
Milton Keynes Rowing Club	7
Bedford Modern School BC	6
Isle Of Ely RC	6
Peterborough City RC	6
St Ives RC	5
Yare BC	5

The clubs shown in the table should all be congratulated for reporting 5 or more incidents in 2020

# North West - 2020

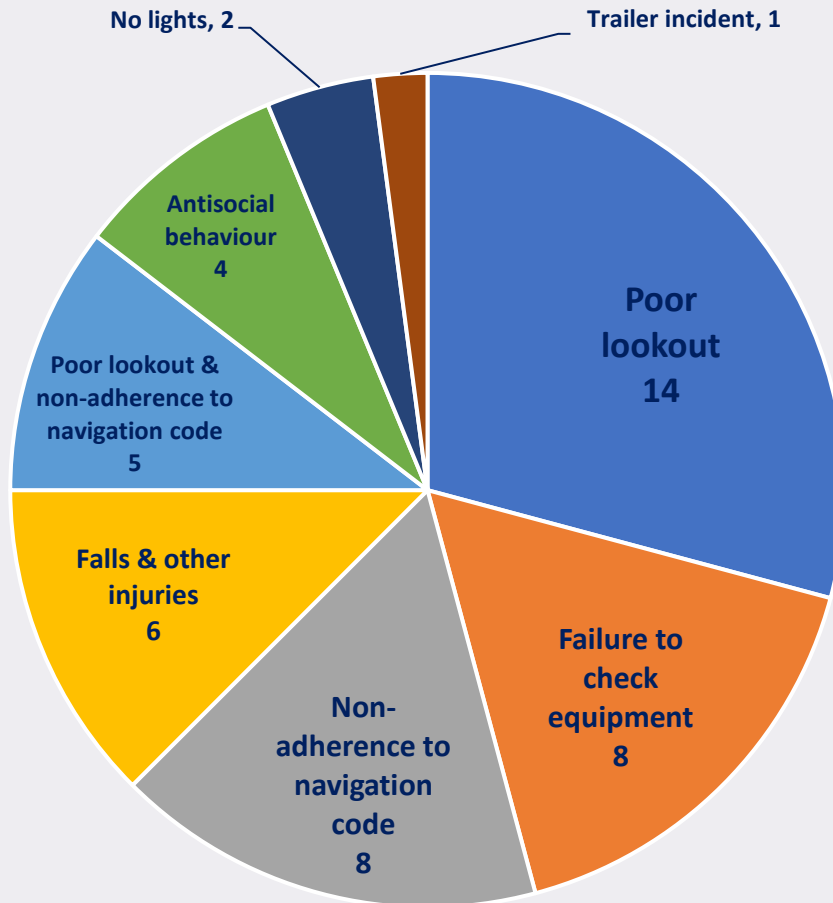


## Clubs reporting 5 or more incidents

Warrington RC	31
Kings School Chester RC	11
Runcorn RC	8
Trentham BC	8
Liverpool Victoria RC	7
Northwich RC	7
Lancaster Royal Grammar School BC	5

The clubs shown in the table should all be congratulated for reporting 5 or more incidents in 2020

# Northern - 2020

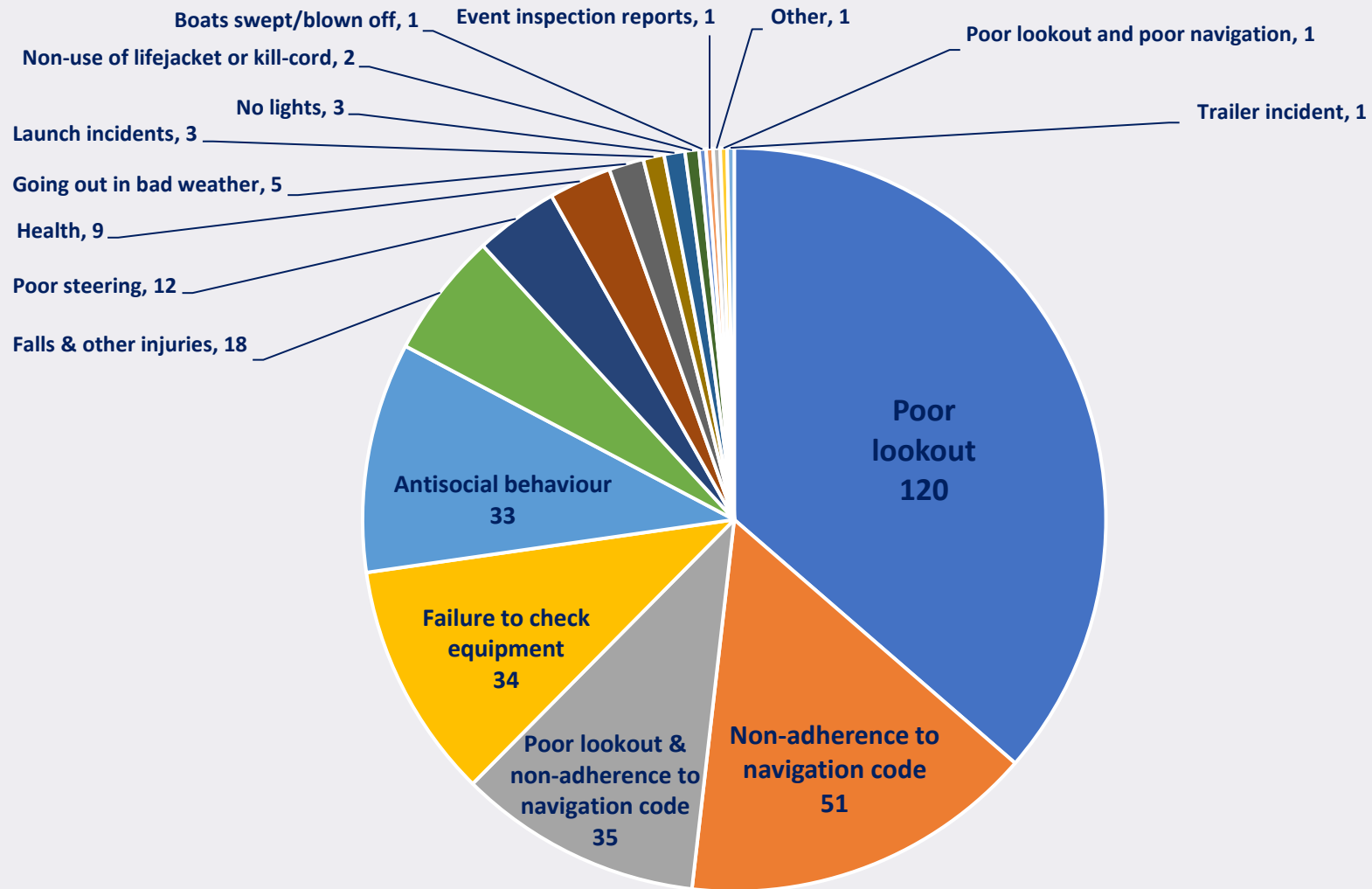


## Clubs reporting 5 or more incidents

Durham ARC	29
Tyne Amateur RC	12
Hexham RC	10
Tyne United RC	9
Lakeland Rowing Club	8
Collingwood College BC	6
Talkin Tarn ARC	5
Tees Rowing Club	5

The clubs shown in the table should all be congratulated for reporting 5 or more incidents in 2020

# Thames - 2020



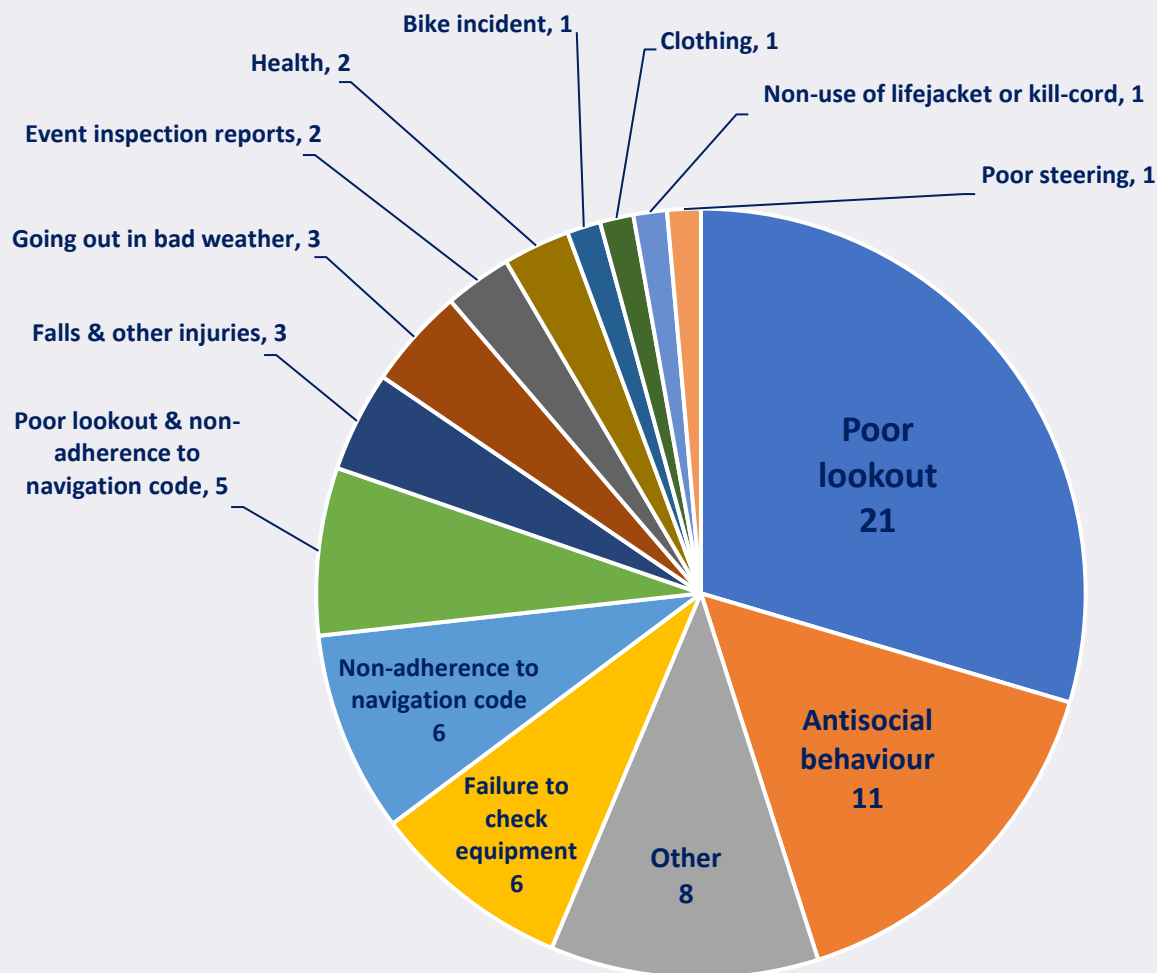
# Thames - Clubs reporting 5 or more incidents

Marlow RC	54
Putney Town RC	41
Latymer Upper School BC	32
Maidenhead RC	30
Gravesend RC	18
Kingston RC	17
Oxford Academicals RC	17
Tideway Scullers School	16
London Rowing Club	15
Bewl Bridge RC	13
Maidstone Invicta RC	13
Mortlake Anglian & Alpha BC	13
Team Keane Sculling School	13
Weybridge Ladies ARC	12
Abingdon RC	11
London Youth Rowing	11
City of Oxford RC	10
Vesta RC	10

Emanuel School BC	9
Fulham Reach Boat Club	9
Thames Rowing Club	9
Auriol Kensington RC	8
Burway RC	8
Cygnets Rowing Club	8
Guildford RC	8
Weybridge Rowing Club	8
St Pauls Girls School BC	7
Twickenham RC	7
Barn Elms RC	6
Barnes Bridge Ladies RC	6
Globe Rowing Club	6
Leander Club	6
Reading Rowing Club	6
Queen's Gate Rowing Club	5

The clubs shown in the table should all be congratulated for reporting 5 or more incidents in 2020

# WAGS - 2020

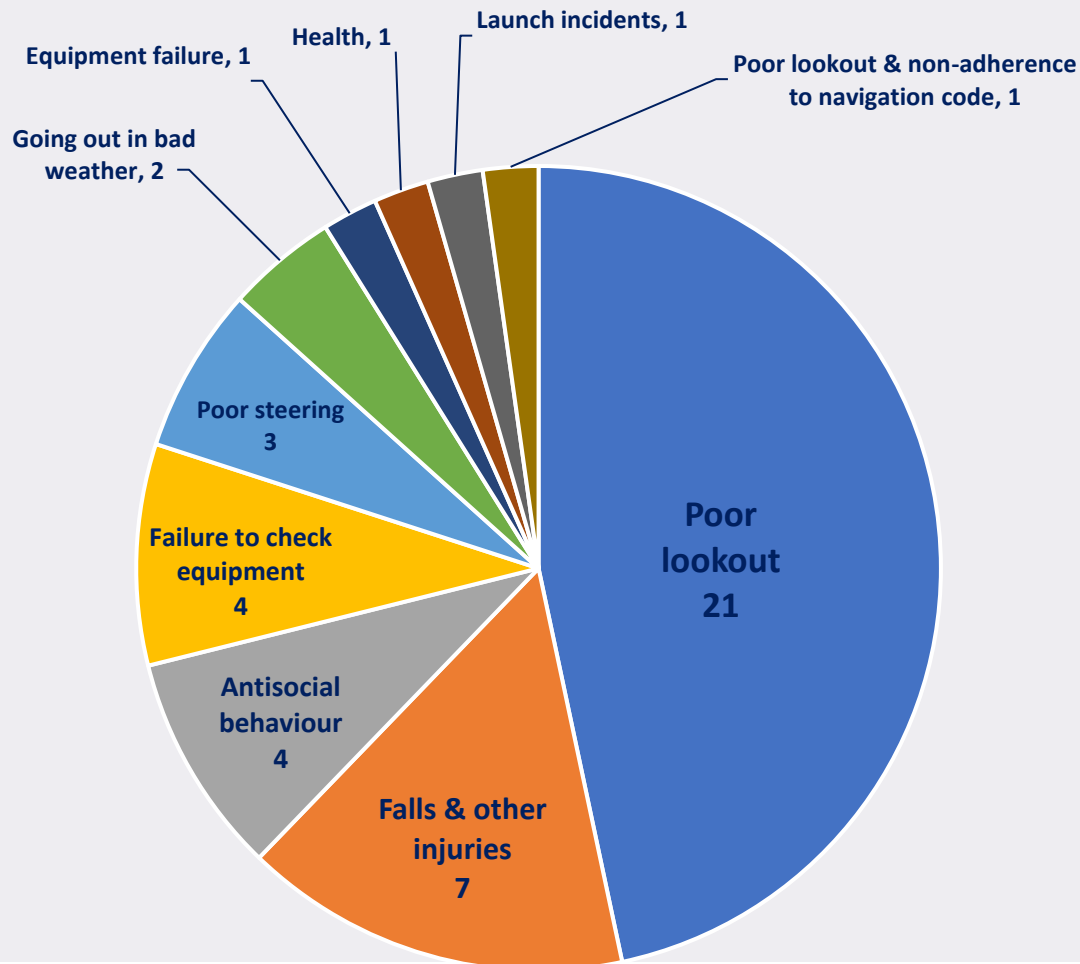


## Clubs reporting 5 or more incidents

Avon County RC	28
Gloucester RC	28
City of Bristol Rowing Club	18
Minerva Bath RC	14
Taunton RC	9
Cheltenham College BC	6

The clubs shown in the table should all be congratulated for reporting 5 or more incidents in 2020

# Wessex & S.E. Coast - 2020



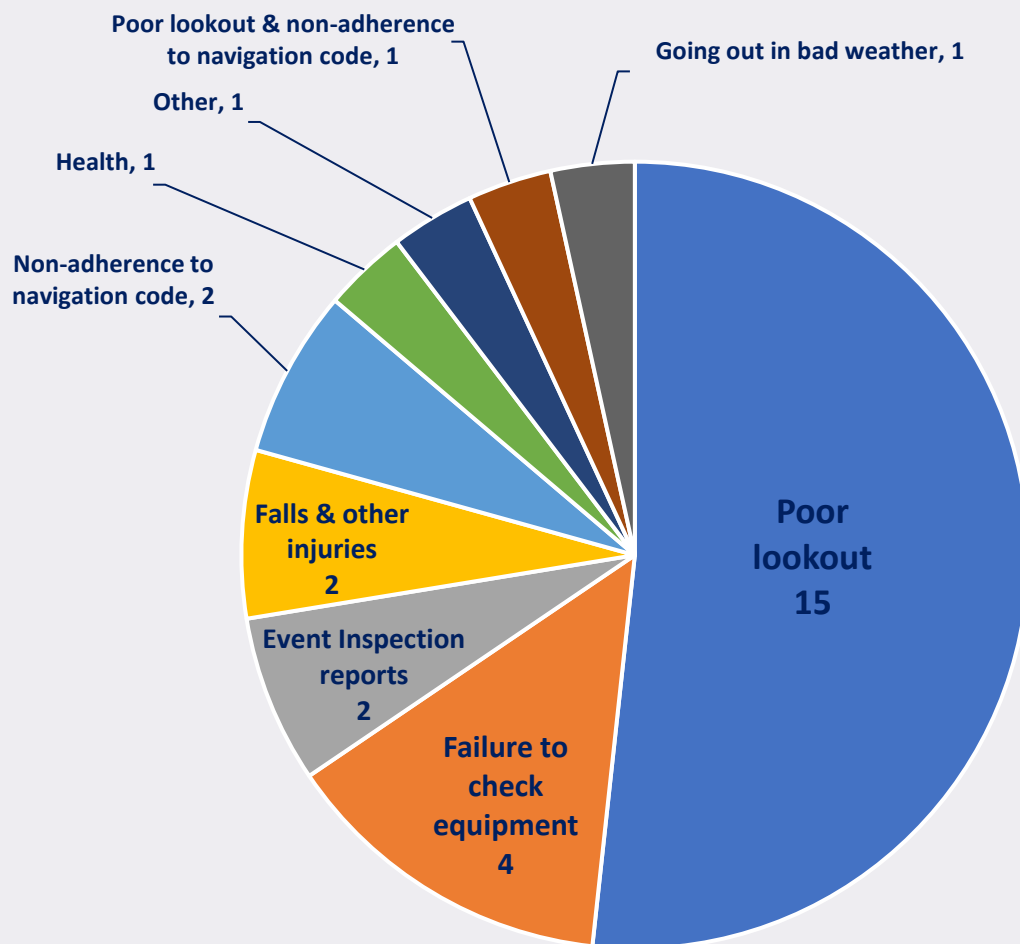
## Clubs reporting 5 or more incidents

Christchurch RC	23
Southsea Rowing Club	13
Southampton Coalporters ARC	8
Shoreham RC	6
Southampton ARC	6
Itchen Imperial RC	5
Lymington ARC	5

The clubs shown in the table should all be congratulated for reporting 5 or more incidents in 2020



# West Midlands - 2020

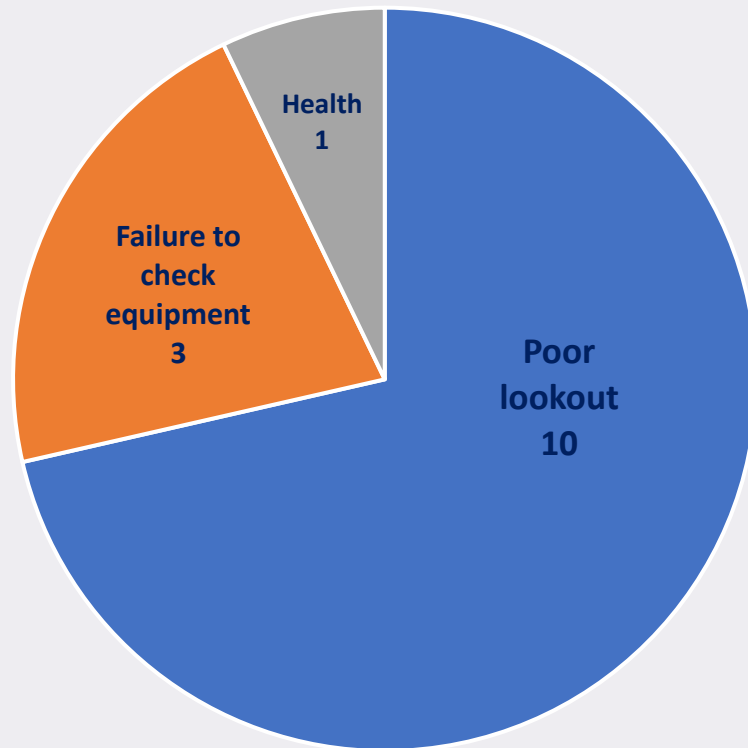


## Clubs reporting 5 or more incidents

Worcester University RC	32
Warwick Boat Club	9
Stratford-upon-Avon BC	7
Pengwern BC	6
Ross Rowing Club	5
Upton Rowing Club	5

The clubs shown in the table should all be congratulated for reporting 5 or more incidents in 2020

# Western - 2020

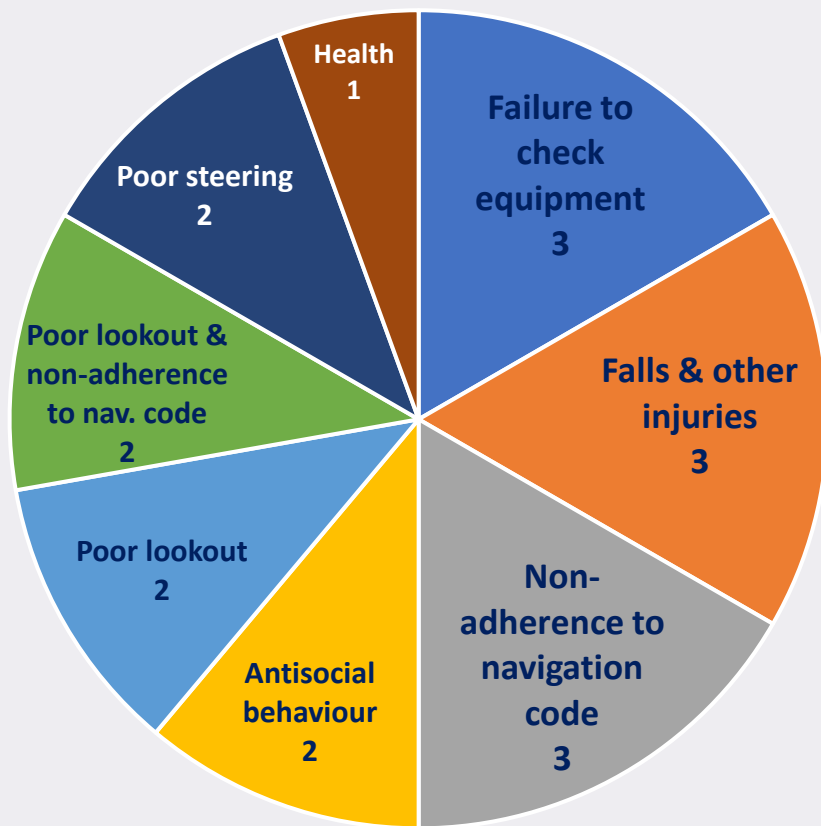


## Clubs reporting 5 or more incidents

Greenbank Falmouth RC	8
Dart Totnes RC	5

The clubs shown in the table should all be congratulated for reporting 5 or more incidents in 2020

# Yorkshire - 2020



## Clubs reporting 5 or more incidents

Bradford ARC	14
York City RC	14
Sheffield City RC	7

The clubs shown in the table should all be congratulated for reporting 5 or more incidents in 2020



BRITISHROWING

**Thank you**

TEAMWORK | OPEN TO ALL | COMMITMENT